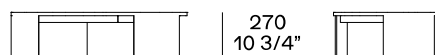


DESCRIZIONE

Tipologia	Tavolino
Struttura	Metallo verniciato
Piano	Pannello di fibra a media densità impiallacciato o marmo

DIMENSIONI

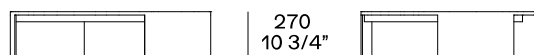
Altezza mm 270




1050
41 1/4"



620
24 1/2"

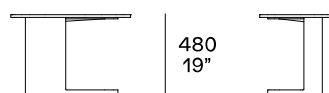


1200
47 1/4"



1090
43"

Altezza mm 480



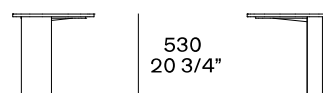
480
19"

720
28 1/4"



430
17"

Altezza mm 530



530
20 3/4"

500
19 3/4"




500
19 3/4"

Altezza mm 360



360
14 1/4"

890
35"



450
17 3/4"

Da utilizzare tra due elementi del divano.

FINITURE STRUTTURA


Parti metalliche



Parti metalliche

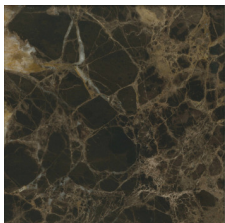
FINITURE PIANO

Essenza




Essenza

Marmo



Marmo levigato



Marmo lucido

Pietra



Pietra