



?????????

???????????

?????

???????????

?????? ??????

?????


?????? ?? ??????? ??????? ??????????, ?????????????? ???????, ??????? ??? ???????

???????

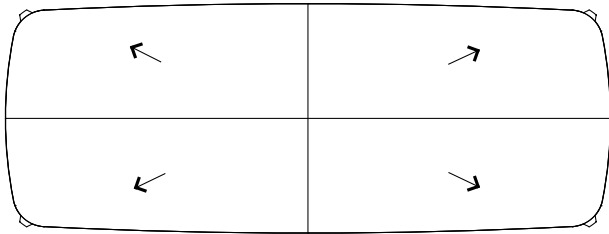
?????????? ?????



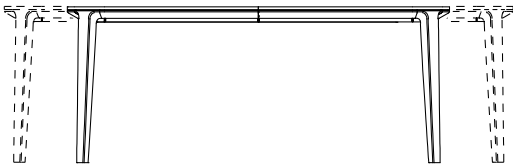
740
29 1/4"



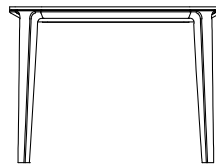
2400-2850
94 1/2"-112 1/4"



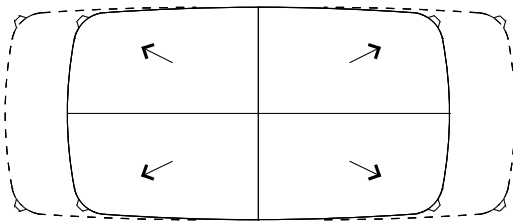
1080
42 1/2"



740
29 1/4"




1800 / 2400
70 3/4" / 94 1/2"

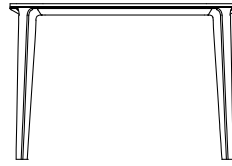


1000
39 1/4"


?????????? ?? ?????? ? ??????



740
29 1/4"



2400-2850
94 1/2"-112 1/4"



1080
42 1/2"