



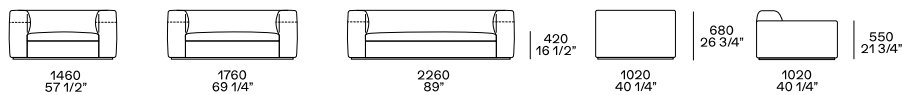
DESCRIPTION

Type	Canapé modulable
Structure	Polyuréthane souple moulé avec inserts en mousse de polyuréthane à densité différenciée
Rembourrage de l'assise	Mousse de polyuréthane dans différentes densités
Premier revêtement version duvet	Parties en toile de coton avec intérieur en duvet et parties en fibre de polyester appariée
Pied	Plastique
Revêtement final	Tissu, cuir amovible

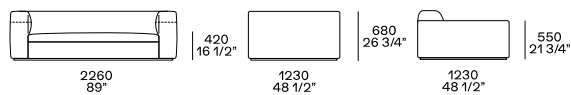
DIMENSIONS

Canapés fixes

Profondeur 1020 mm

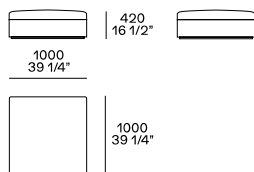


Profondeur 1230 mm

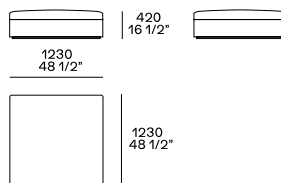


Éléments autoportants

Pouf de la pièce centrale

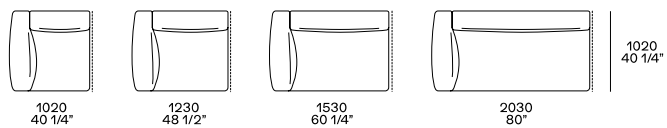


Pouf de la pièce centrale

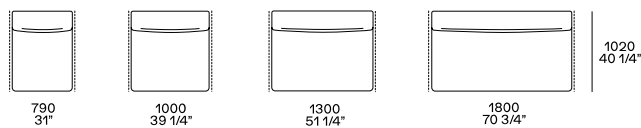


Éléments modulaires

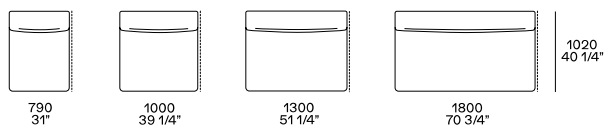
Borne gauche-droite



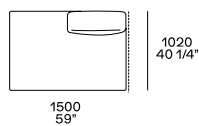
Central



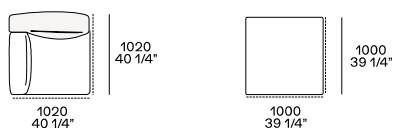
Borne gauche-droite sans accoudoir



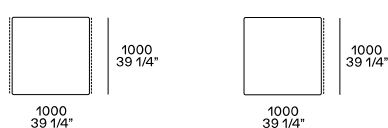
Terminal de péninsule gauche-droite



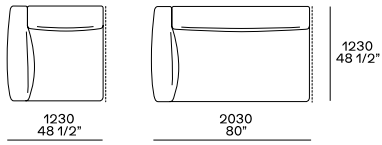
Pouf d'angle et d'angle gauche-droite



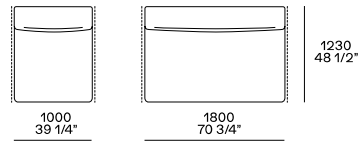
Pouf central et borne gauche-droite



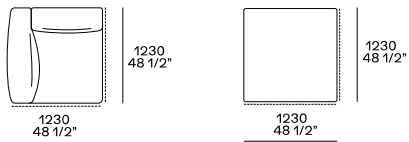
Borne gauche-droite



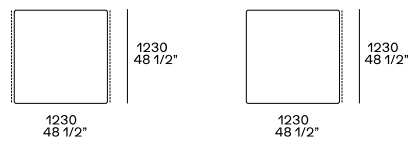
Central



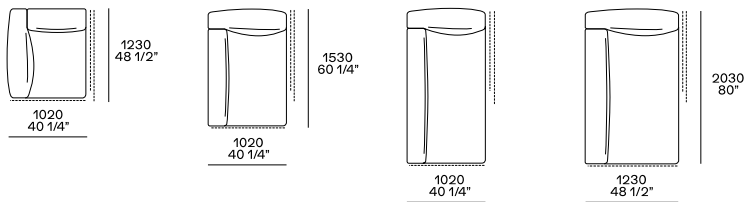
Pouf d'angle et d'angle gauche-droite



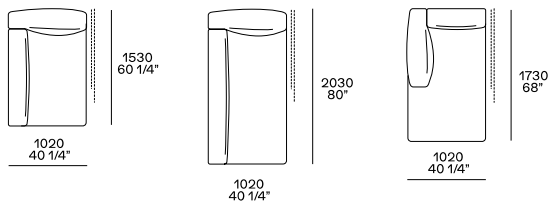
Pouf central et borne gauche-droite



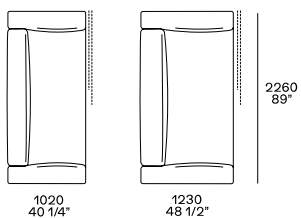
Coin gauche-droit



Chaise longue d'extrémité gauche-droite



Terminale angolo sx-dx



Coussins

