



---

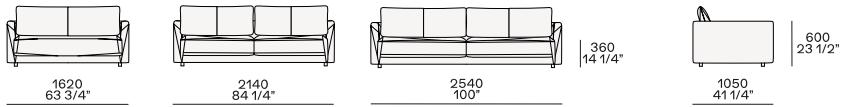
## DESCRIPCIÓN

<b>Tipología</b>	Sofá modular
<b>Estructura</b>	Poliuretano moldeado flexible
<b>Pies</b>	Plástico o metal pintado
<b>Cojín del asiento</b>	Poliuretano de forma flexible
<b>Pre-revestimiento del cojín del asiento</b>	Partes en lona de algodón y plumón y partes en fibra de poliéster
<b>Almohada confort</b>	Pluma con inserto en poliuretano flexible y pretapizado en algodón
<b>Cojín delantero trasero</b>	Solotex, con prerevestimiento en lona de algodón
<b>Cojín de respaldo</b>	Poliuretano flexible, con prerevestimiento en fibra de poliéster
<b>Cojines opcionales</b>	Pluma, con revestimiento previo de algodón
<b>Recubrimiento final</b>	Tela removible, cuero

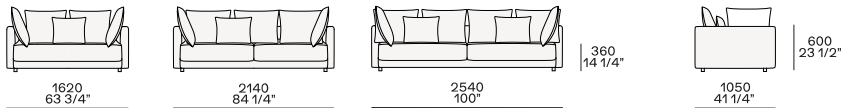
## DIMENSIONES

### Sofás fijos

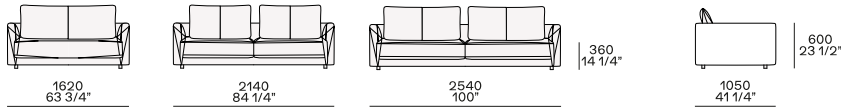
#### Cojines dobles o individuales



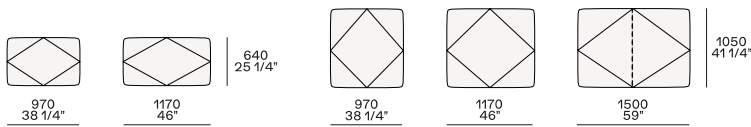
#### Amortiguación gratuita



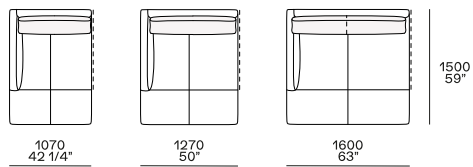
#### Coussin confort



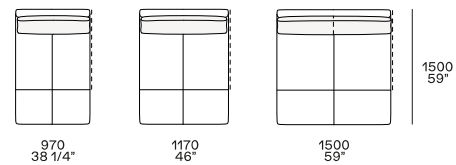
### Elementos independientes



### Chaise longue



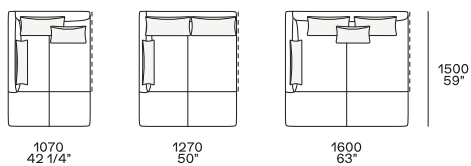
### Day Bed



Uso de sala central o terminal

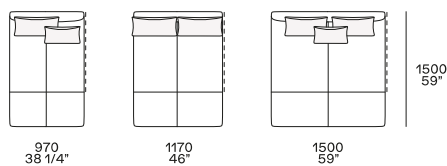
Uso en el centro de la habitación, terminal o central

## Chaise longue



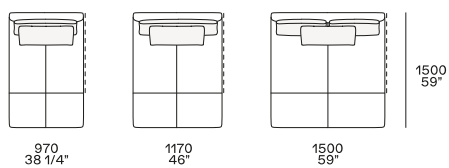
Uso de sala central o terminal

## Day Bed



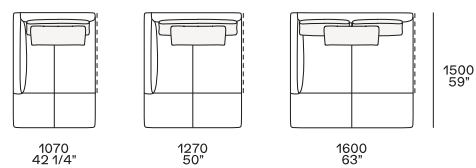
Uso en el centro de la habitación, terminal o central

## Chaise longue



Uso de sala central o terminal

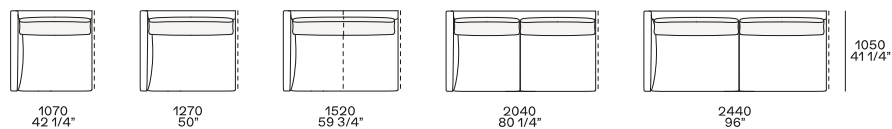
## Day Bed



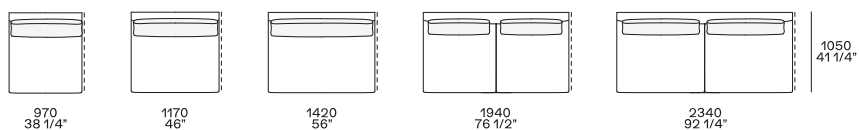
Uso en el centro de la habitación, terminal o central

## Elementos modulares

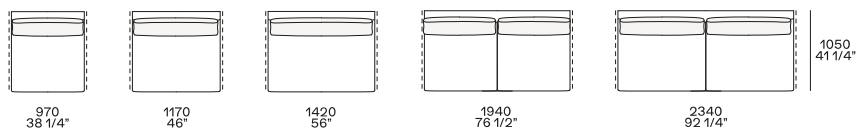
### Terminal izquierda-derecha



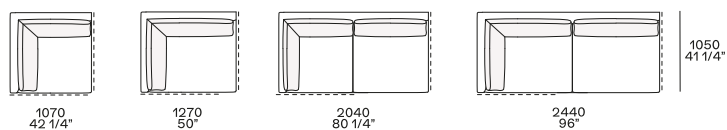
### Terminal sin reposabrazos izquierdo-derecho



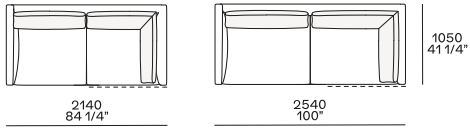
### Central



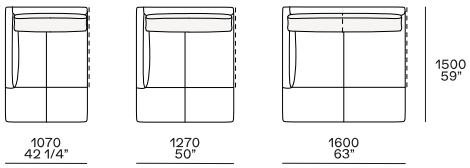
### Esquina izquierda-derecha



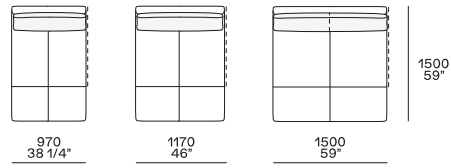
## Terminal de esquina izquierda-derecha



## Chaise longue



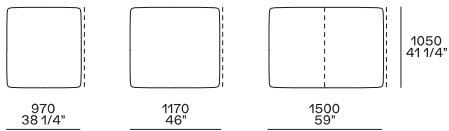
## Day Bed



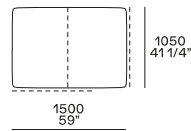
Uso de sala central o terminal

Uso de sala central o terminal

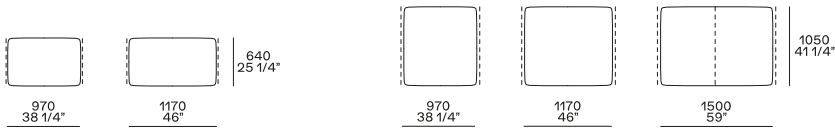
## Puf terminal izquierda-derecha



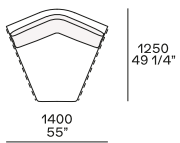
## Puf de esquina izquierda-derecha



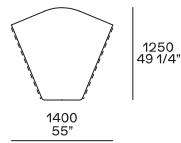
## Pouf central



## elemento inclinado



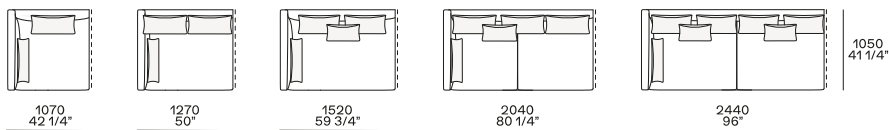
## elemento inclinado puf



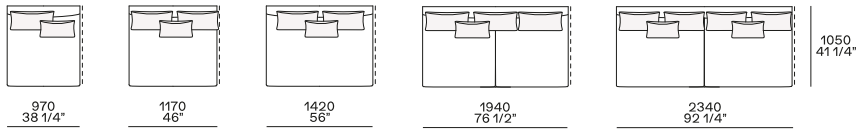
Terminal, central o de esquina

Terminal, central o de esquina

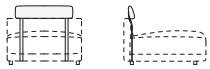
## Terminal izquierda-derecha



## Terminal sin reposabrazos izquierdo-derecho

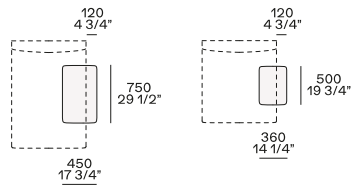


## Reposacabezas



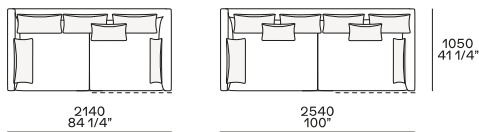
Ancho 750 mm - solo con cojines dobles

## Reposabrazos fijo h 482

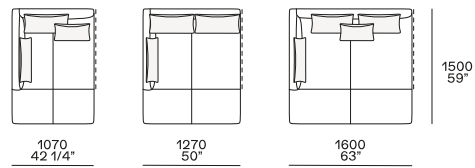


Para elemento Day Bed, para terminal sin reposabrazos

## Terminal de esquina izquierda-derecha

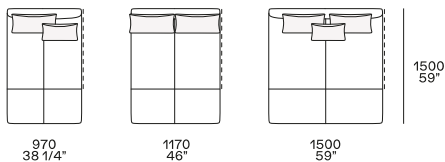


## Chaiselongue



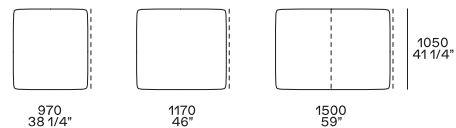
Uso de sala central o terminal

## Day Bed

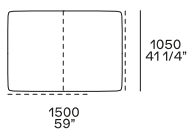


Uso en el centro de la habitación, terminal o central

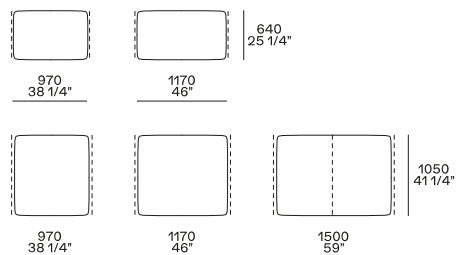
## Puf terminal izquierda-derecha



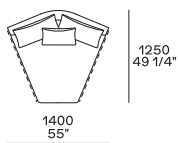
## Puf de esquina izquierda-derecha



## Puf central

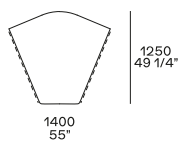


## elemento inclinado



Terminal, central o de esquina

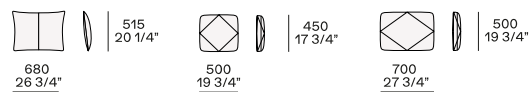
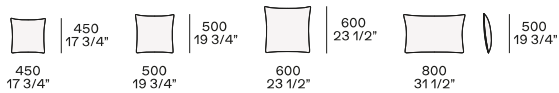
## elemento inclinado puf



Terminal, central o de esquina

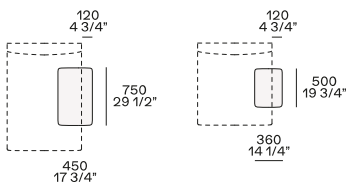
## Cojines y elementos opcionales

### Cojines opcionales



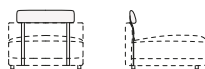
Supersoft, banda, soporte lumbar

### Reposabrazos fijo h 482



Para elemento Day Bed, para terminal sin reposabrazos

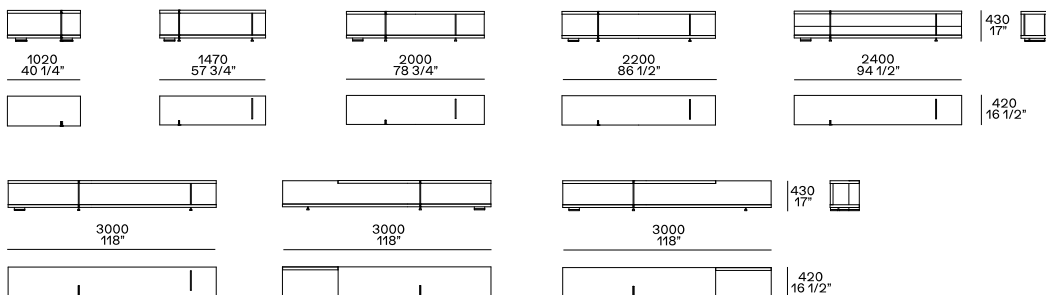
### Reposacabezas



Ancho 750 mm - solo con cojines dobles

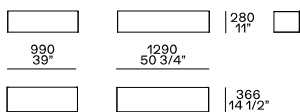
## Bristol System

### Elemento de sofá retro



No se recomienda por motivos de alineación utilizar el resto de elementos del sofá con el sofá Bristol h 680 mm.

### Contenedor con puerta abatible o cajón



## Mesa de centro de la sala central

