

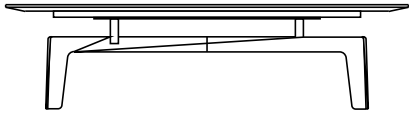


DESCRIPCIÓN

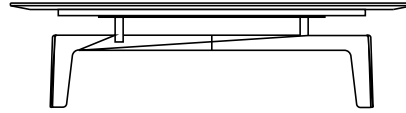
Tipología	Mesa pequeña
Estructura	Chapa de 10 mm de espesor, pintada
Piso	Panel de fibra de media densidad enchapado o mármol

DIMENSIONES


Altura mm 300



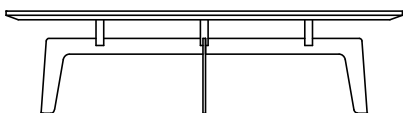
300
11 3/4"



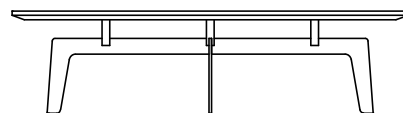
1230
48 1/2"




1230
48 1/2"

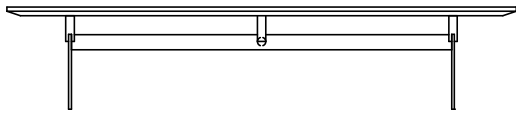


300
11 3/4"

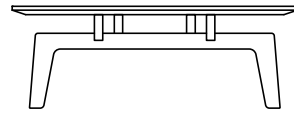


Ø 1230
48 1/2"






300
11 3/4"



1500
59"



840
33"

Altura mm 505



505
20"

Ø 500
19 3/4"

