

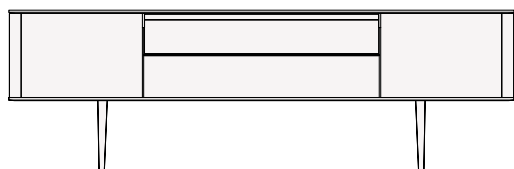


BESCHREIBUNG

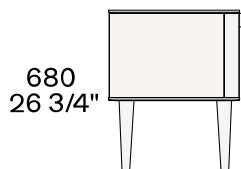
Typologie	Anrichte
Struktur	Holzspanplatte furniert
Platte	Holzspanplatte furniert - Marmor
Füße	Aluminium lackiert
Fachboden	Glas
Schubladenstruktur	Holzspanplatte mit Melaminbeschichtung

ABMESSUNGEN

Zwei Drehtüren, eine Schublade, ein offenes Fach



2128
83 3/4"




680
26 3/4"

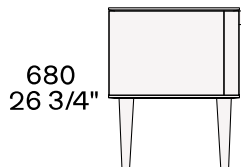
548
21 1/2"



Zwei Drehtüren und zwei Schubladen



2128
83 3/4"


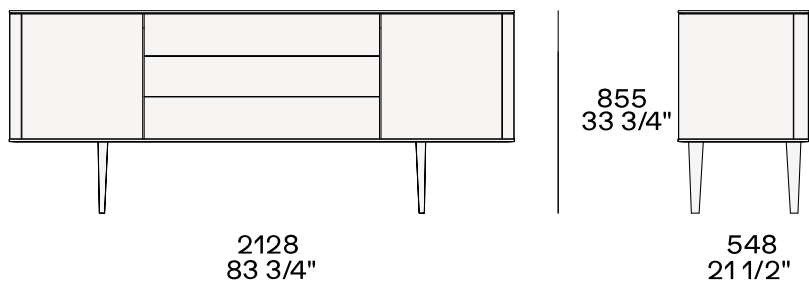


680
26 3/4"

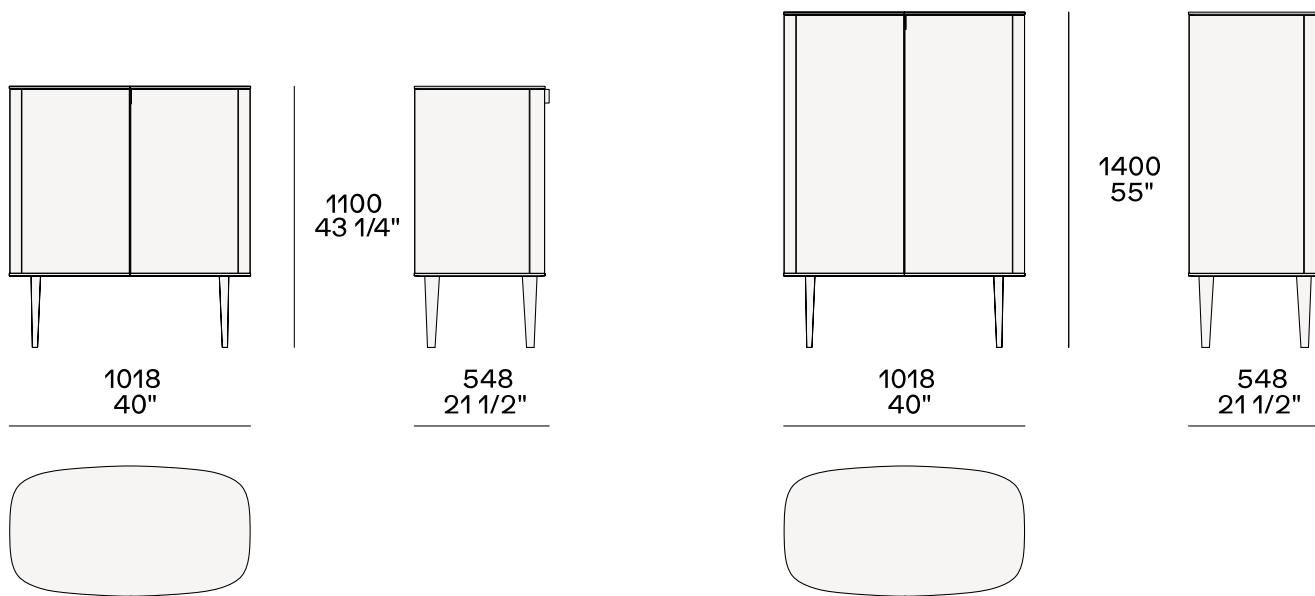
548
21 1/2"




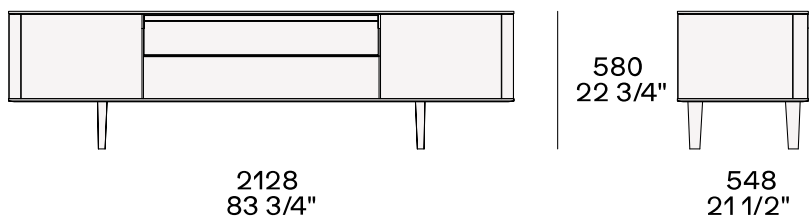
Zwei Drehtüren und drei Schubladen




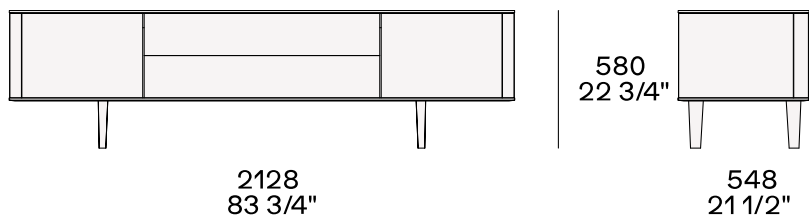
Zwei Drehtüren




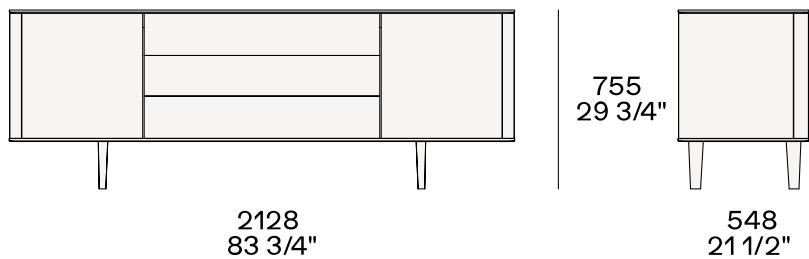
Zwei Drehtüren, eine Schublade, ein offenes Fach



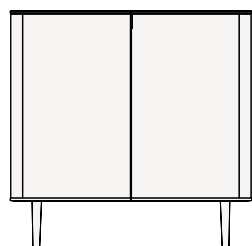
Zwei Drehtüren und zwei Schubladen



Zwei Drehtüren und drei Schubladen




Zwei Drehtüren

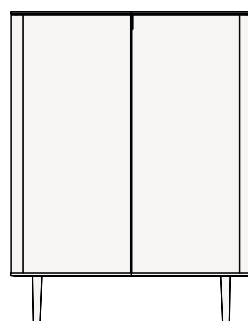
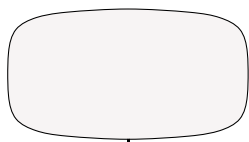


1018
40"

1000
39 1/4"




548
21 1/2"



1018
40"

1300
51 1/4"



548
21 1/2"

