

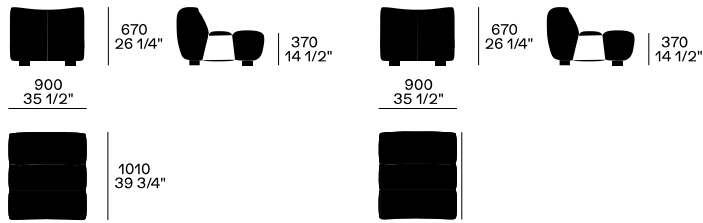


DESCRIPTION

Type	Sofa
Structure	Wood and wood-derivative products and moulded flexible polyurethane with down insert (seat - backrest)
Final cover	Removable cover in fabric - leather

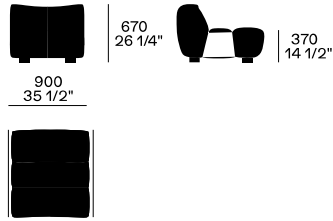
DIMENSIONS

Element w 35 1/2"



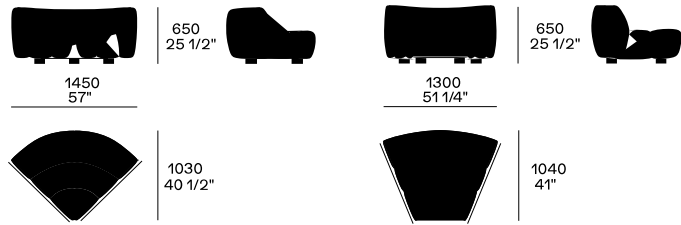
Used as armchair

Used as lt-rt end unit



Used as central unit

Angled elements



Used as corner unit

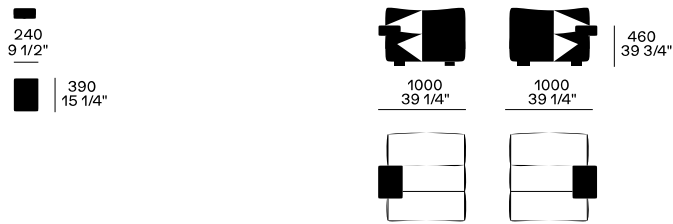
Used as central unit



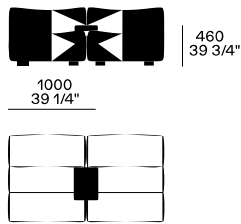
Used as lt-rt end unit

Used as corner unit

Armrest

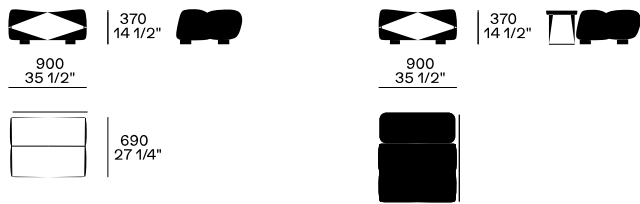


Terminal armrest left-right, projection  
100



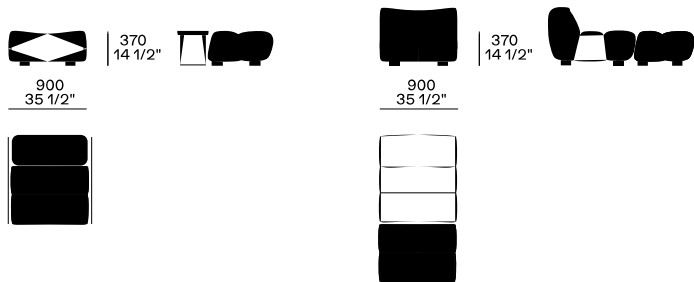
Armrest between two elements

Pouf



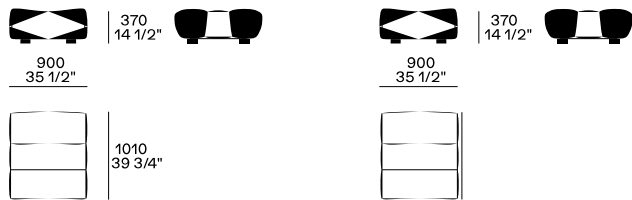
To be placed next to the table behind  
the sofa  
or as a footrest pouf for chaise longue  
use

Used as lt-rt end unit



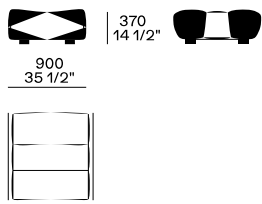
Used as central unit

Used as chaise longue



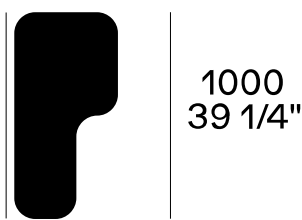
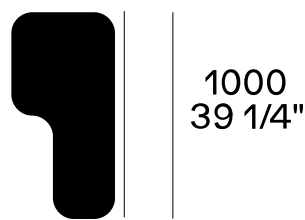
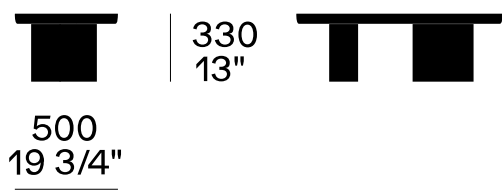
Used as freestanding

Used as lt-rt end unit

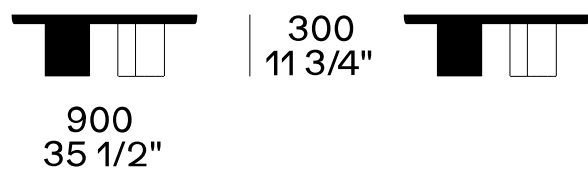


Used as central unit

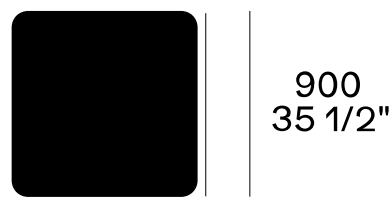
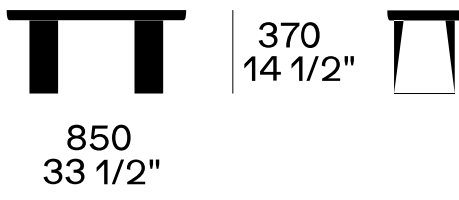
Coffee tables



Lt end unit

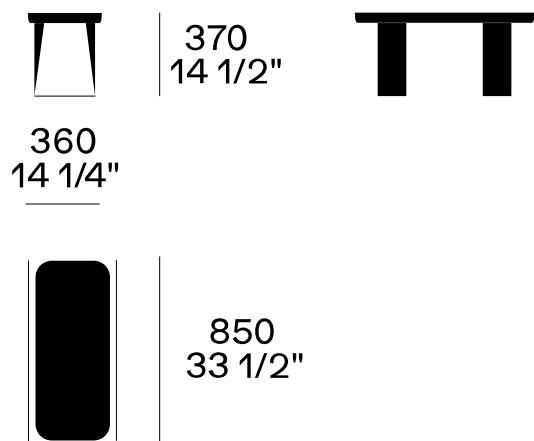


Rt end unit



Used as corner unit or end unit

Used as behind sofa,  
to be placed next to the  
pouf w 35 1/2" d 27 1/4"



Used as central unit