

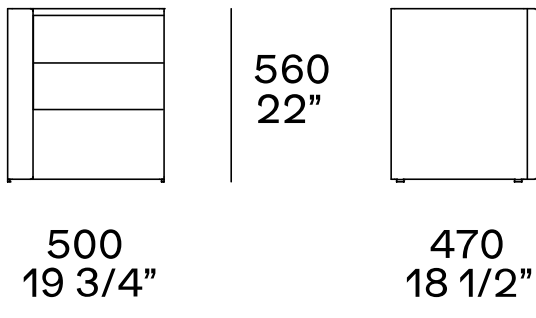


DESCRIPTION

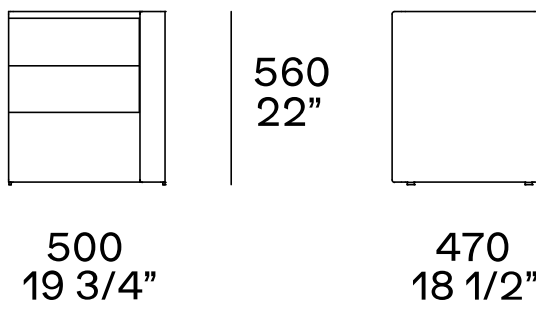
Typology	Night complements
Outer structure	Aluminium covered in hide (external) and painted (inner)
Inner structure	Panel of wooden particles faced melamine
Top	Panel of wooden particles or medium-density fibre panel in veneer or marble
Drawer front	Panel of wooden particles in veneer
Drawer structure	panel of wooden particles faced melamine
Edge	Veneer on visible edges and melamine decorative paper on the other sides

DIMENSIONS

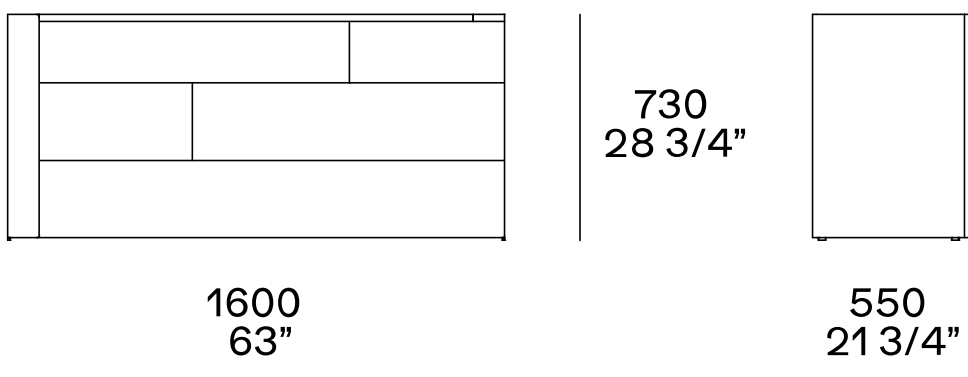
Left. Two drawers



Right. Two drawers




Four drawers



OUTER STRUCTURE FINISHES

Hide



Hide

INNER STRUCTURE FINISHES


Metal parts



Metal parts

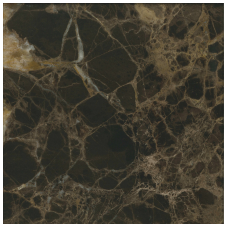
TOP FINISHES

Wood




Woods

Marble




Mat marble



Glossy marble

FRONT FINISHES

Wood



Woods