

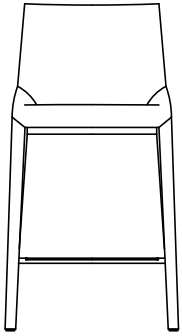


DESCRIPTION

Typology	Stools
Structure	Metal and covered in hide
Legs	Solid wood and covered in hide
Seat	Hide cover with metal element, under seat in integral polyurethane
Footrest	Metal
Characteristics	Perimeter decorative punching (broguing)
Final cover	Not removable cover in hide


DIMENSIONS

Low stool



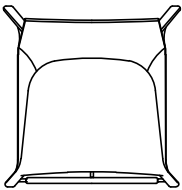
500
19 3/4"

930
36 1/2"




640
25 1/4"


520
20 1/2"



High stool



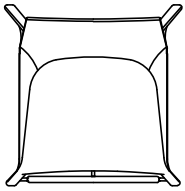
1000
39 1/4"



710
28"

500
19 3/4"

520
20 1/2"



COVER FINISHES


Hide



Hide

FOOTREST FINISHES

Metal parts



Metal parts