




DESCRIPTION

Type	Tabouret
Structure	Métal recouvert de cuir
Pieds	Bois massif recouvert de cuir
Assise/dossier	Revêtement en cuir avec insert en métal, support d'assise en polyuréthane intégral
Repose-pieds	Métal
Caractéristiques	Poinçonnage esthétique (broguering) des bords de l'assise
Revêtement final	Cuir non amovible


DIMENSIONS

Sgabello basso



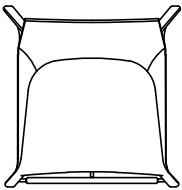
500
19 3/4"

930
36 1/2"




640
25 1/4"


520
20 1/2"



Sgabello alto



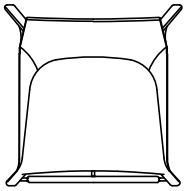
1000
39 1/4"



710
28"

500
19 3/4"

520
20 1/2"



FINITIONS DU REVÊTEMENT


Cuoio



Cuoio

FINITIONS DU REPOSE-PIEDS

Parti metalliche



Parti metalliche