

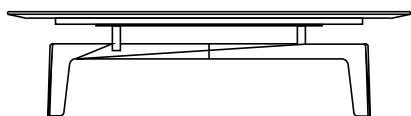


DESCRIPCIÓN

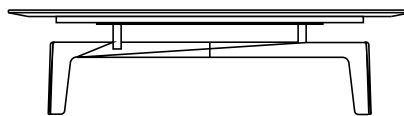
Tipo	Mesita
Estructura	Chapa de 10 mm de grosor, pintada
Tablero	Tablero de fibra de densidad media chapado o mármol

DIMENSIONES


Altezza mm 300



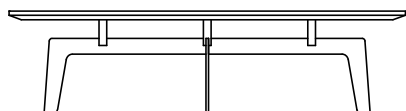
300
11 3/4"



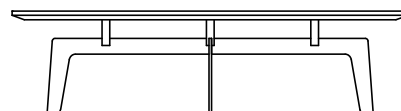
1230
48 1/2"




1230
48 1/2"

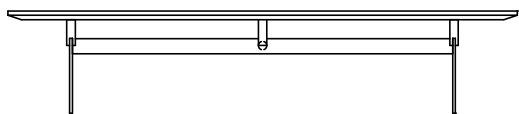


300
11 3/4"

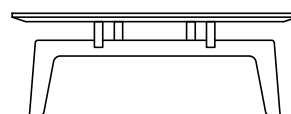


Ø 1230
48 1/2"






300
11 3/4"

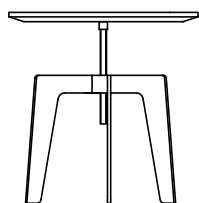


1500
59"




840
33"

Altezza mm 505



505
20"

Ø 500
19 3/4"



ACABADOS DE LA ESTRUCTURA

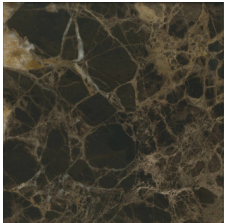
Parti metalliche




Partes metalizadas

ACABADOS DE LA PARTE SUPERIOR

Marmo




Mármol pulido



Mármol brillante

Essenza



Essencia