

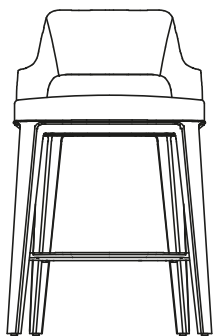


DESCRIPCIÓN


Tipología	Escabel
Estructura	Madera maciza
Asiento / Respaldo	Partes en poliuretano flexible de diferentes densidades y partes en poliuretano flexible moldeado
Recuperación	Fibra de poliéster
Recubrimiento final	Tejido o piel desenfundable
Reposapiés	metal pintado

DIMENSIONES

Taburete bajo



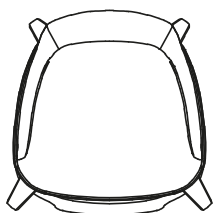
850
33 1/2"



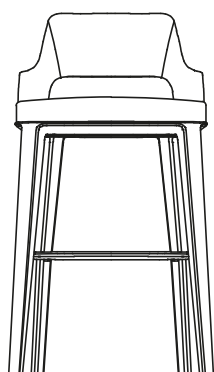
630
24 3/4"

550
21 3/4"


550
21 3/4"



Taburete alto



960
37 3/4"



750
29 1/2"

550
21 3/4"

550
21 3/4"

