




---

## DESCRIZIONE


<b>Tipologia</b>	Comò e comodini
<b>Struttura</b>	Pannello di particelle di legno impiallacciato
<b>Top</b>	Pannello di particelle di legno impiallacciato o laccato o rivestito in cuoio o marmo
<b>Mensola superiore</b>	Vetro
<b>Struttura cassetto</b>	Pannello di particelle di legno nobilitato
<b>Piedi</b>	Metallo verniciato

## DIMENSIONI


### Con piedini




590  
23 1/4"



412  
16 1/4"



590  
23 1/4"



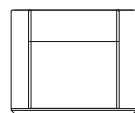
412  
16 1/4"

600  
23 1/2"

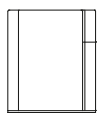
600  
23 1/2"



### A terra



520  
20 1/2"




412  
16 1/4"

600  
23 1/2"




### Con piedini



1400  
55"


740  
29 1/4"



560  
22"

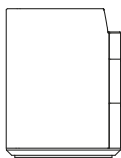


A terra con mensola superiore in vetro



1400  
55"

740  
29 1/4"




560  
22"



---

## FINITURE STRUTTURA


### Essenza



Duftnote

## FINITURE TOP

### Laccato

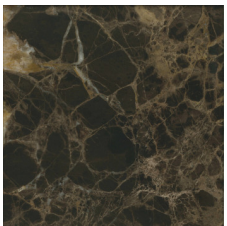


Glanzlackiert




Matt lackiert

### Marmo




Geschliffener Marmor



Polierter Marmor

### Cuoio




Leder

---

## FINITURE PIEDINI

### Parti metalliche



Beschlagteile

---

## FINITURE MENSOLA SUPERIORE

### Vetro



Glas