




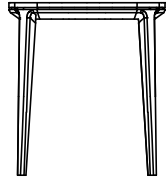
BEZEICHNUNG

Typologie	Kleiner Tisch
Struktur	Massivholz
Planen	Marmor oder Glas

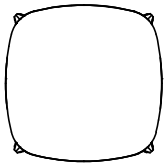
MASSE



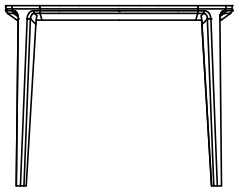
500
19 3/4"



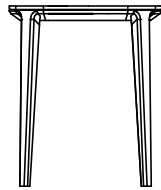
450
17 3/4"



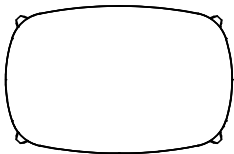
450
17 3/4"




500
19 3/4"



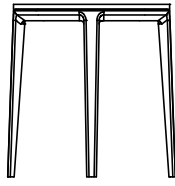
615
24 1/2"




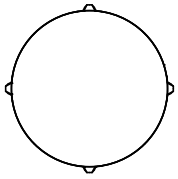
400
15 3/4"



500
19 3/4"



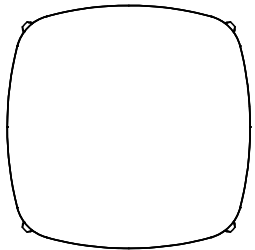
Ø 450
17 3/4"



400
15 3/4"



700
27 1/2"




700
27 1/2"



1100
43 1/4"

400
15 3/4"



1100
43 1/4"

STRUKTURAUSFÜHRUNGEN

Essenza



Duftnote

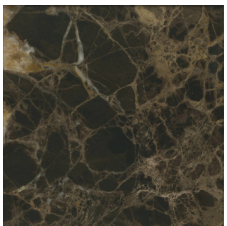
TOP AUSFÜHRUNGEN

Vetro




Poliertes Glas

Marmo



Geschliffener Marmor



Polierter Marmor