



介绍

扶手椅

拉丝或漆面金属

皮革、兽皮或彩色编制兽皮，不可拆卸的Hairy皮革

/

软质聚氨酯

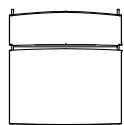
尺寸



675
26 1/2"

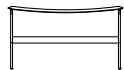


365
14 1/4"



735
29"

730
28 3/4"



390
15 1/4"



365
14 1/4"

730
28 3/4"

490
19 1/4"




座椅和靠背饰面

Pelli



Spring




色彩




丝绸



Deep




Special




做旧



牛巴戈




Soft



Hairy

Cuoio



皮革色



编织皮革

构件饰面

Parti metalliche



金属组件