



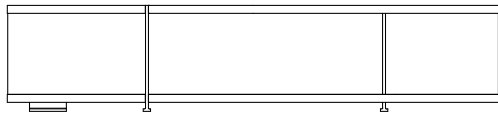
介绍

橱柜和书柜

镶贴、漆面或大理石刨花板

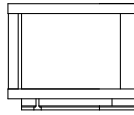
漆面铝

尺寸

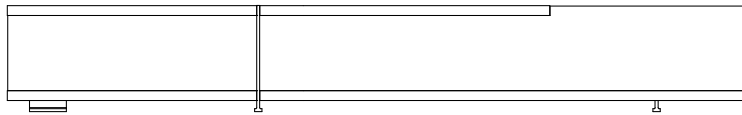



2000-2200-2400
78 3/4"-86 1/2"-94 1/2"

530
20 3/4"

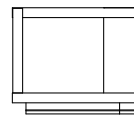


520
20 1/2"

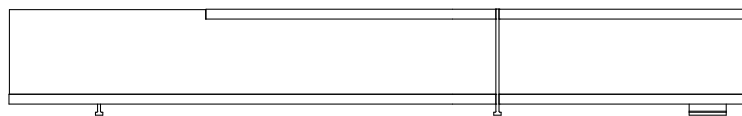



3000
118"

430
17"

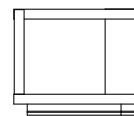


520
20 1/2"

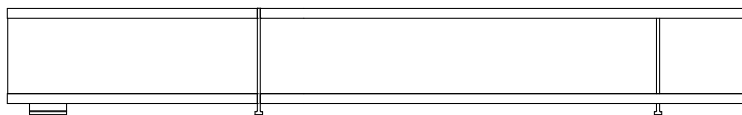



3000
118"

430
17"

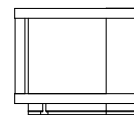


520
20 1/2"




3000
118"

430
17"




520
20 1/2"





373
14 3/4"



490
19 1/4"

452
17 3/4"




380
15"




990
39"

466
18 1/4"




280
11"



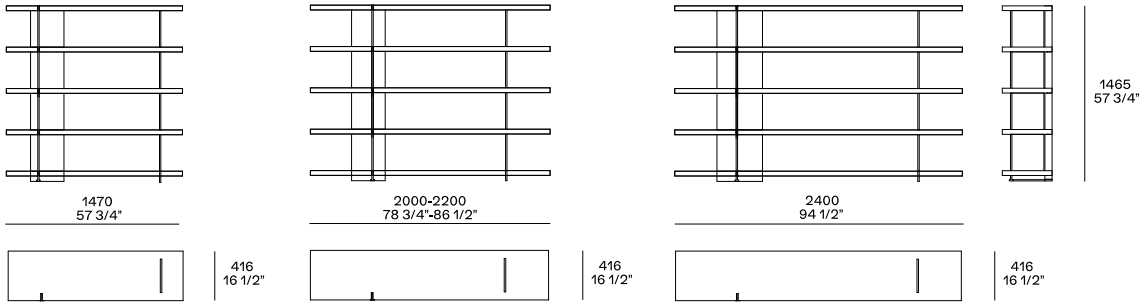
990-1290
39"-50 3/4"

466
18 1/4"

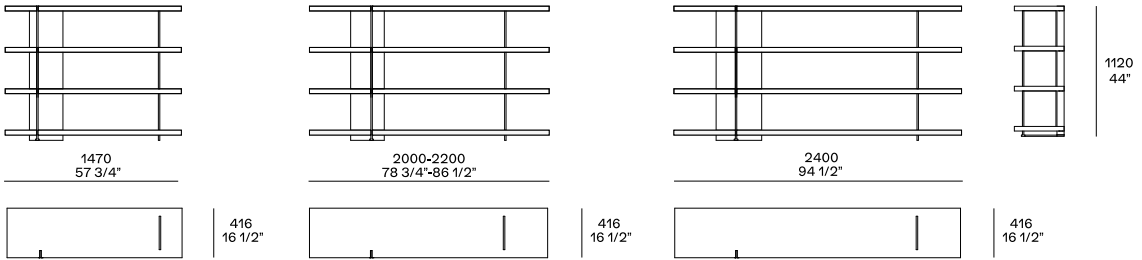


带内部搁板的翻板门或带可抽出托盘的抽屉

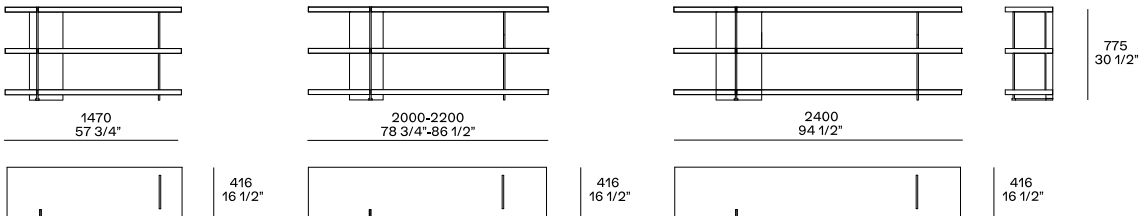
h 1465




h 1120



h 775





280
11"



366
14 1/2"


990
39"






1290
50 3/4"

280
11"




366
14 1/2"



构件饰面

Laccato




哑光漆



亮漆面

Essenza



木材

嵌件/支脚饰面

Parti metalliche



金属组件