



介绍

床头柜

胶合刨花板

镶贴、漆面或大理石刨花板

漆面压铸铝，高度可调节的支脚

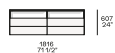
带校平器或墙壁悬挂装置的涂漆铝

尺寸

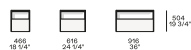
501



带抽屉

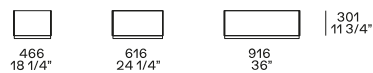


带抽屉和开放式隔间

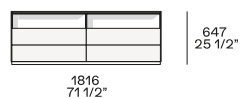


带抽屉和日间隔间

501



带抽屉




带开放式抽屉



带开放式抽屉

结构和背板饰面


Laccato




哑光漆




半光漆



01 Bianco




04 Grafite



26 Corda



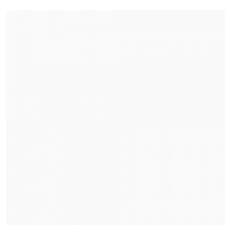
35 Canapa




46 Tortora



48 Visone




82 Glacier white




87 Granata



89 Roccia




91 Carbone



金属漆


Essenza



木材

桌面饰面


Laccato




哑光漆




半光漆




01 Bianco




04 Grafite



26 Corda




35 Canapa




46 Tortora



48 Visone




82 Glacier white




87 Granata



89 Roccia




91 Carbone




金属漆

Marmo



抛光大理石



抛光大理石