




---

## DESCRIZIONE

<b>Tipologia</b>	Madia
<b>Struttura</b>	Pannello di particelle di legno impiallacciato
<b>Top</b>	Pannello di particelle di legno impiallacciato o marmo
<b>Piedi</b>	Alluminio verniciato
<b>Ripiani</b>	Vetro
<b>Struttura cassetti</b>	Pannello di particelle di legno nobilitato


## DIMENSIONI

Due ante battenti, un cassetto e un vano a giorno




2128  
83 3/4"


680  
26 3/4"



548  
21 1/2"




Due ante battenti e due cassetti




2128  
83 3/4"


680  
26 3/4"




548  
21 1/2"



## Due ante battenti e tre cassetti



2128  
83 3/4"




855  
33 3/4"

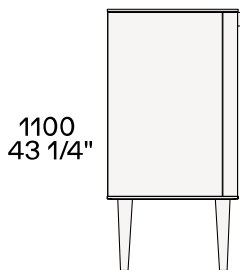
548  
21 1/2"



## Due ante battenti

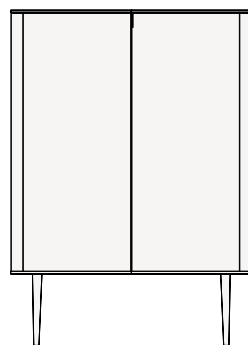


1018  
40"




1100  
43 1/4"

548  
21 1/2"

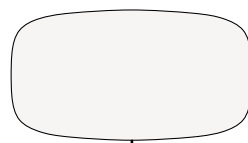
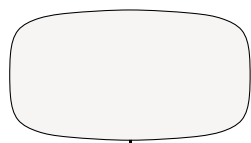


1018  
40"




1400  
55"

548  
21 1/2"

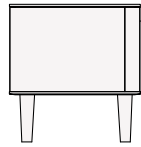


**Due ante battenti, un cassetto e un vano a giorno**

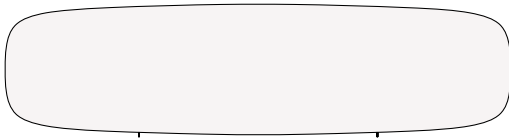


2128  
83 3/4"

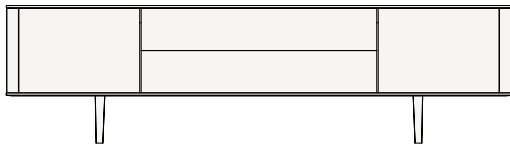
580  
22 3/4"



548  
21 1/2"

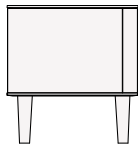


**Due ante battenti e due cassetti**

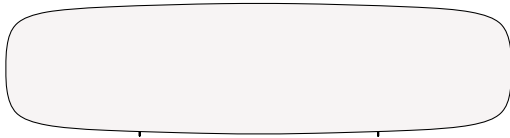


2128  
83 3/4"


580  
22 3/4"



548  
21 1/2"

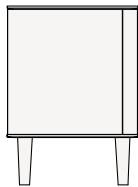


**Due ante battenti e tre cassetti**




2128  
83 3/4"

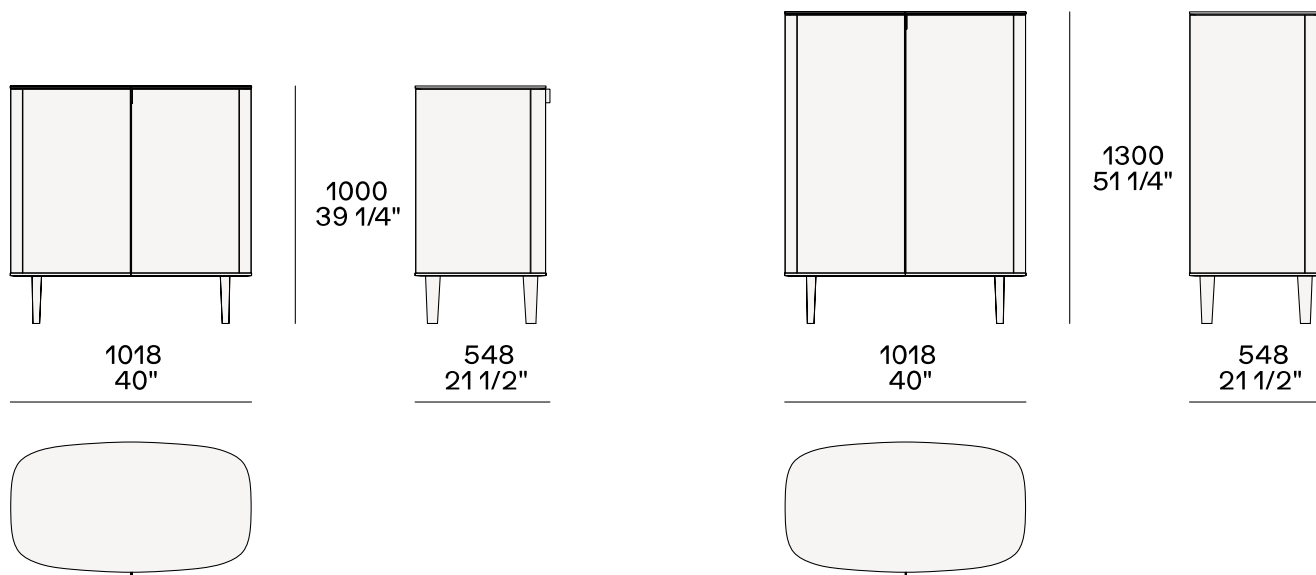
755  
29 3/4"



548  
21 1/2"




## Due ante battenti



---

## FINITURE STRUTTURA

### Essenza



Essenza

---

## FINITURE BASAMENTO


### Parti metalliche



Parti metalliche

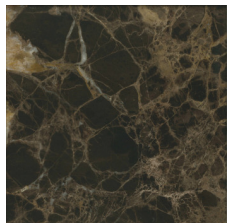
## FINITURE TOP

### Essenza




Essenza

### Marmo



Marmo levigato



Marmo lucido