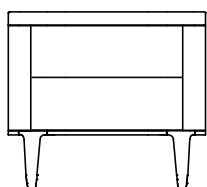




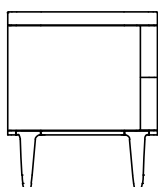
DESCRIZIONE

Tipologia	Comodino e cassettera
Struttura	Pannello di particelle di legno impiallacciato
Top	Poliuretano laccato
Piedi	Metallo verniciato
Struttura cassetto	Pannello di particelle di legno nobilitato

DIMENSIONI




535
21"




590
23 1/2"

450
17 3/4"



1500
59"

685
27"



550
21 3/4"

FINITURE STRUTTURA


Essenza



Essenza

FINITURE TOP

Laccato



Laccato opaco

FINITURE BASAMENTO

Parti metalliche



Parti metalliche