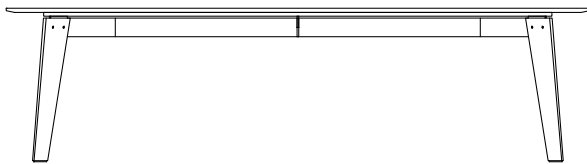




DESCRIPTION

Typology	Table
Structure	Solid wood
Frame	Laser-cut and folded metal
Top	Medium-density fibre panel in veneer - marble


DIMENSIONS



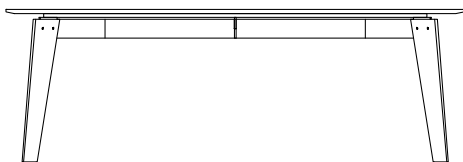
2800
110 1/4"



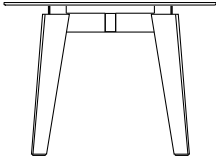
740
29 1/4"



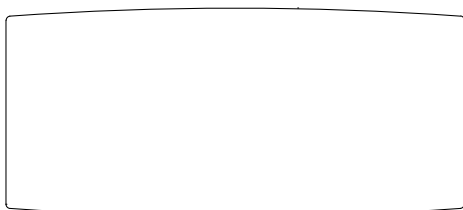
1100
43 1/4"



2200
86 1/2"



740
29 1/4"



1000
39 1/4"

STRUCTURE FINISHES


Wood



Woods


TOP FINISHES

Wood




Woods

Marble



Mat marble



Glossy marble