



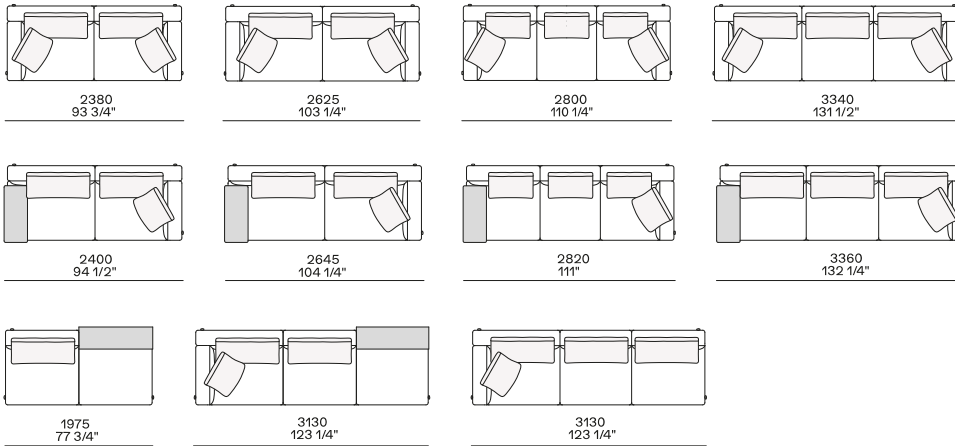
BESCHREIBUNG

Typologie	Modulares Sofa ohne Verbindungen, frei kombinierbar
Basis	Holz und Nebenprodukte mit Bezug aus Kernleder
Füße	Aluminiumguss lackiert
Struktur	Holz und Nebenprodukte
Rückenlehnekissen	Polyurethanschaum in unterschiedlichen Härtegraden
Sitzkissen	Polyurethanschaum in unterschiedlichen Härtegraden und Sprungfedern
Unterbezug	Baumwollstoff und Feder
Bezug	Abziehbar aus Stoff - abziehbar aus Leder
Wahlfreie Kissen	Baumwollstoff und Feder
Kopfstütze	Kissen: Baumwollstoff und Feder Struktur: Metall mit Kernleder bezogen
Armlehne Slim / Regal	Holz und Nebenprodukte mit Metalleinsatz und Bezug in Kernleder

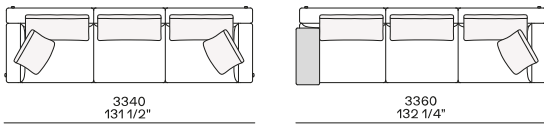
ABMESSUNGEN

Sofa

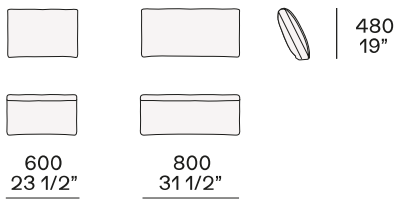
Zusammengesetztes Sofa



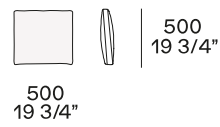
Zusammengesetztes Sofa



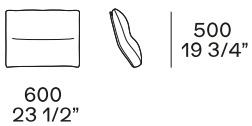
Rückenlehnenkissen



Wahlfreies Kissen

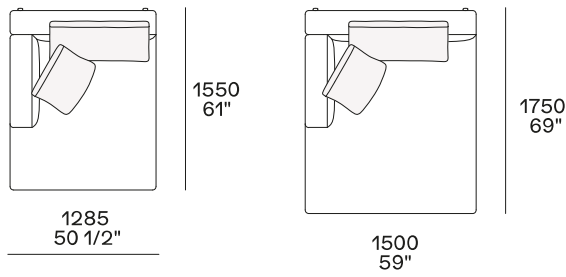


Kopfstützenkissen

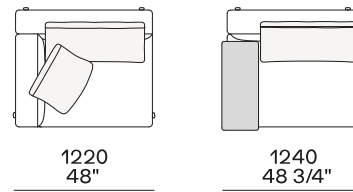


Freistehende Elemente

Chaiselongue links/rechts

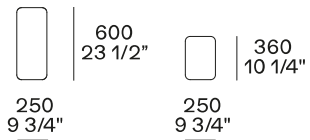


Loungesessel links/rechts



Auch als Eckteil kombinierbar

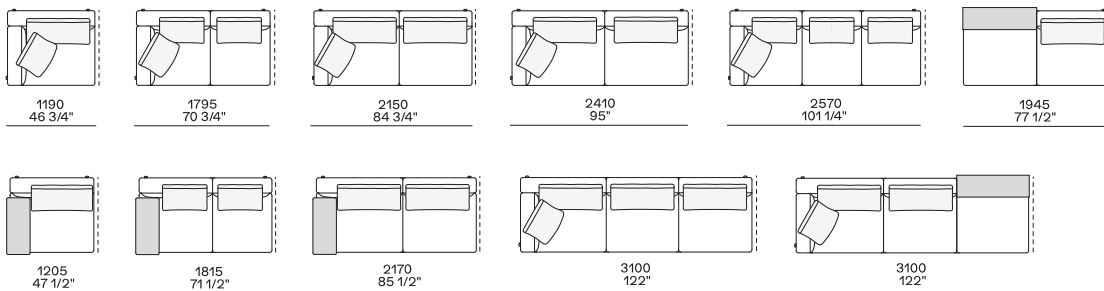
Optionales Tablett



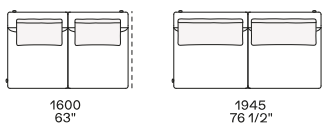
Für die Verwendung auf der Armlehne Slim oder als Ablage

Modulare Elemente

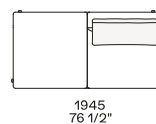
Links-rechts-Anschluss



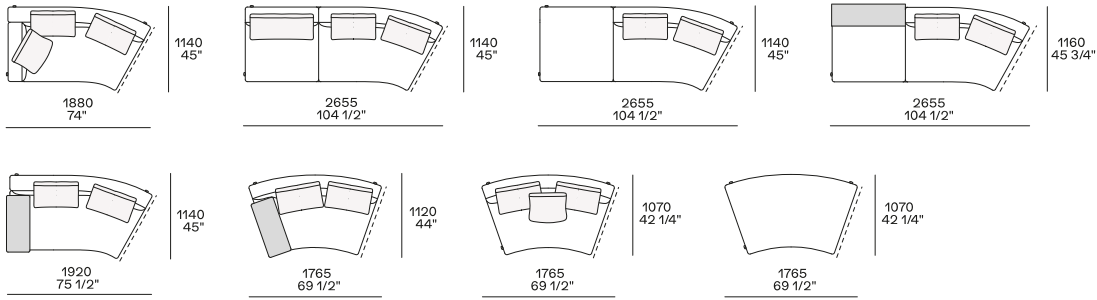
Eckteil ohne Armlehne links/rechts



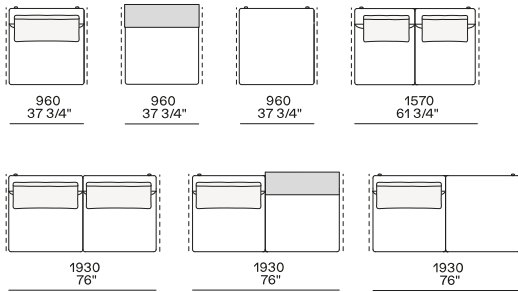
Halbinselckteil links/rechts



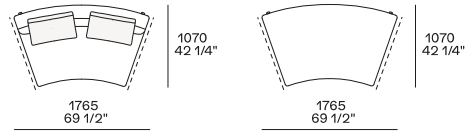
Geneigtes Eckteil links/rechts



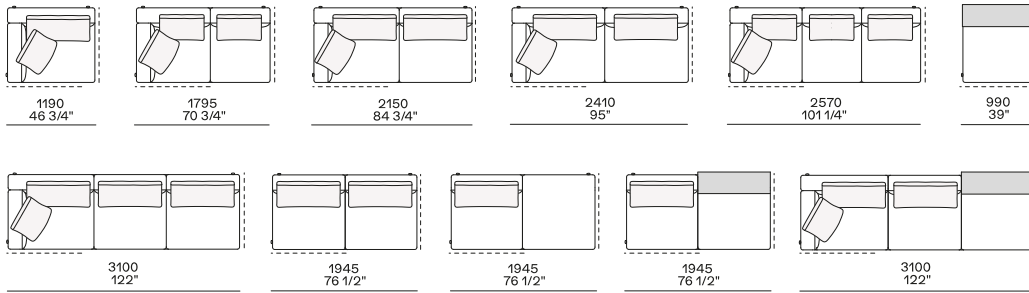
Mittelteil



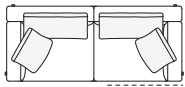
Geneigtes Mittelteil



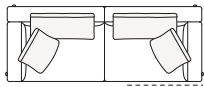
Winkel links/rechts



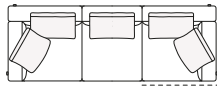
Gewinkeltes Eckteil links/rechts



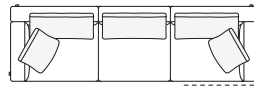
2380
93 3/4"



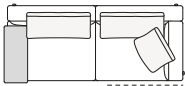
2625
103 1/4"



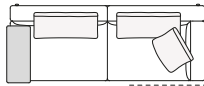
2800
110 1/4"



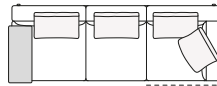
3340
131 1/2"



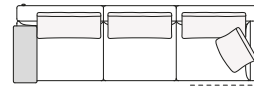
2400
94 1/2"



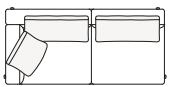
2645
104 1/4"



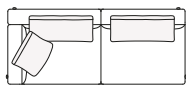
2820
111"



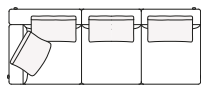
3360
132 1/4"



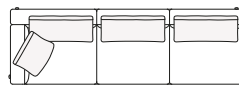
2180
85 3/4"



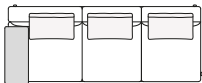
2440
96"



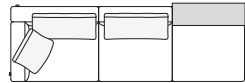
2600
102 1/4"



3130
123 1/4"

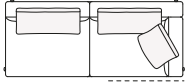


2625
103 1/4"

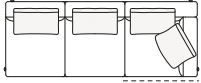


3130
123 1/4"

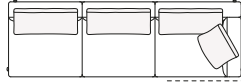
Gewinkeltes Eckteil ohne Armlehne links/rechts



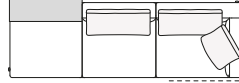
2440
96"



2600
102 1/4"



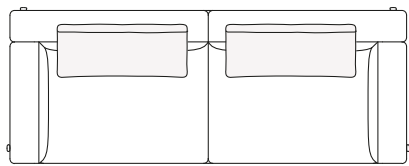
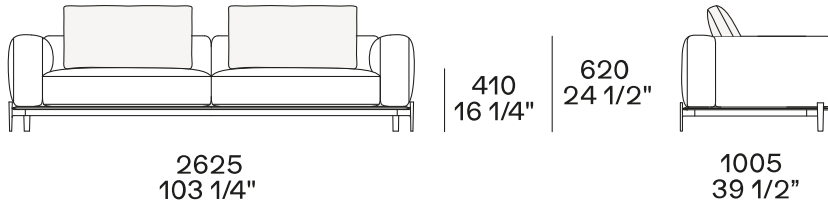
3130
123 1/4"



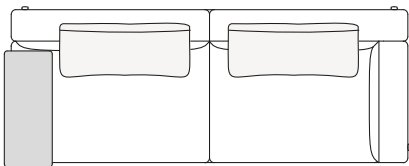
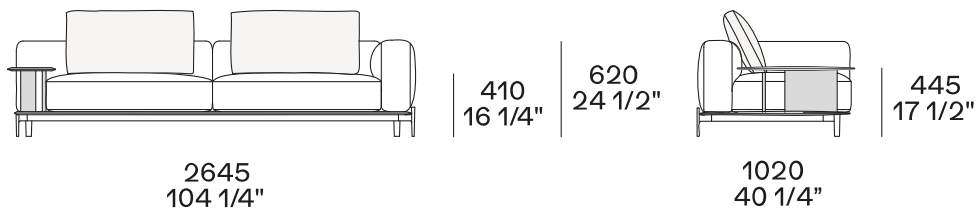
3130
123 1/4"

KOMPONENTENTYPEN

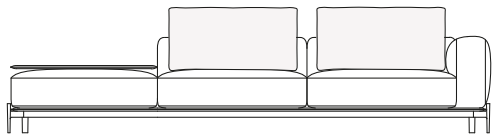
Sofa mit zwei Armlehnen



Sofa mit Armlehne und Armlehne Slim



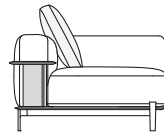
Sofa mit Ablage und Armlehne



3130
123 1/4"

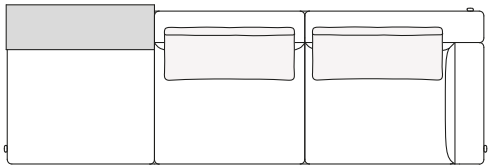
410
16 1/4"

620
24 1/2"

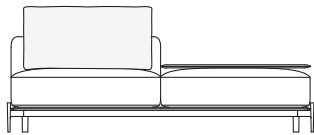


445
17 1/2"

1020
40 1/4"



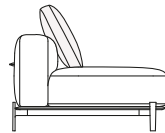
Sofa ohne Armlehne mit Ablage



1975
77 3/4"

410
16 1/4"

620
24 1/2"



445
17 1/2"

1020
40 1/4"

