

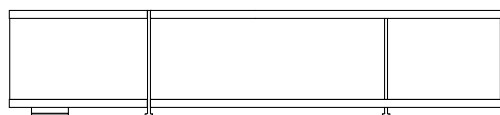


DESCRIZIONE

Tipologia	Madia e libreria
Struttura	Pannello di particelle di legno impiallacciato o laccato
Parti metalliche	Alluminio verniciato

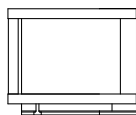
DIMENSIONI

Madie con vani a giorno attrezzabili

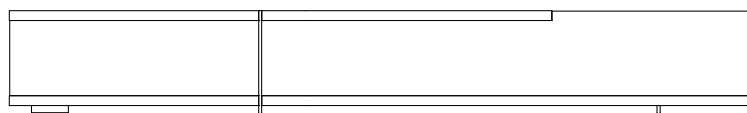


2000-2200-2400
78 3/4"-86 1/2"-94 1/2"

530
20 3/4"

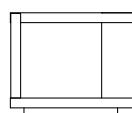


520
20 1/2"




3000
118"

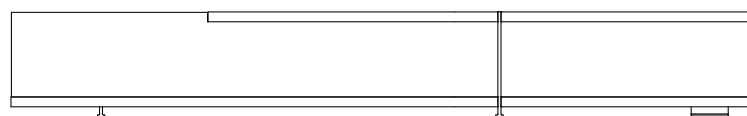
430
17"



520
20 1/2"

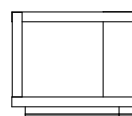


Aparadores con compartimentos abiertos que se pueden equipar a la izquierda



3000
118"



430
17"




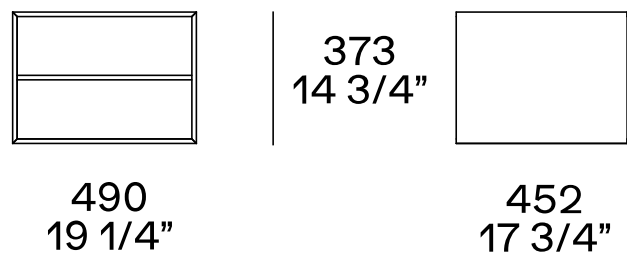
520
20 1/2"



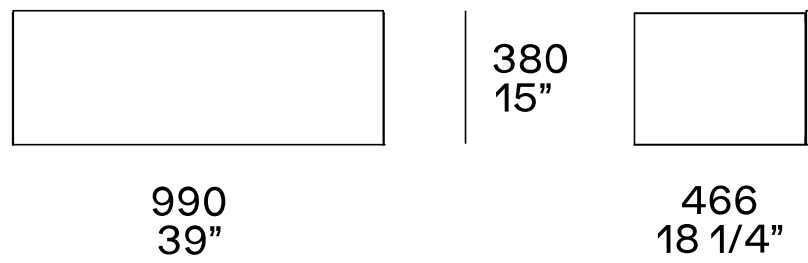
Armarios con compartimentos abiertos que se pueden equipar correctamente




Contenedor abierto




Puerta abatible o cajón






280
11"



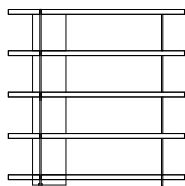
466
18 1/4"

990-1290
39"-50 3/4"

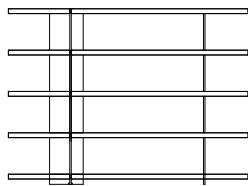


Anta a ribalta con ripiano interno o cassetto con vassoio estraibile


????????? h 1465



1470
57 3/4"




2000-2200
78 3/4"-86 1/2"



2400
94 1/2"




1465
57 3/4"



416
16 1/2"

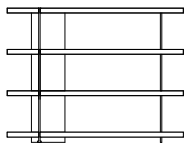


416
16 1/2"




416
16 1/2"


????????? h 1120



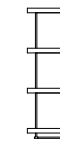
1470
57 3/4"



2000-2200
78 3/4"-86 1/2"



2400
94 1/2"



1120
44"



416
16 1/2"

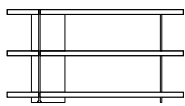


416
16 1/2"

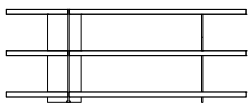


416
16 1/2"

????????? h 775



1470
57 3/4"



2000-2200
78 3/4"-86 1/2"



2400
94 1/2"



775
30 1/2"



416
16 1/2"



416
16 1/2"



416
16 1/2"

????? ??? ????? ?? ??????



990
39"

280
11"



366
14 1/2"



1290
50 3/4"

280
11"




366
14 1/2"



FINITURE STRUTTURA

Laccato




Laccato opaco



Laccato lucido

Essenza



Essenza

FINITURE INSERTI/PIEDINI

Parti metalliche



Parti metalliche