




DESCRIZIONE


Tipologia	Comò e comodini
Struttura	Pannello di particelle di legno impiallacciato
Top	Pannello di particelle di legno impiallacciato o laccato o rivestito in cuoio o marmo
Mensola superiore	Vetro
Struttura cassetto	Pannello di particelle di legno nobilitato
Piedi	Metallo verniciato

DIMENSIONI

Con piedini




590
23 1/4"




412
16 1/4"

600
23 1/2"



590
23 1/4"

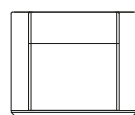


412
16 1/4"

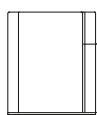
600
23 1/2"



A terra



520
20 1/2"




412
16 1/4"

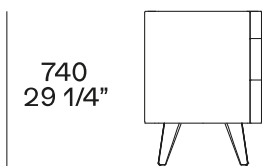
600
23 1/2"



Con piedini



1400
55"




740
29 1/4"

560
22"

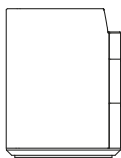


A terra con mensola superiore in vetro



1400
55"

740
29 1/4"




560
22"



FINITURE STRUTTURA


Essenza



Essenza

FINITURE TOP

Laccato




Laccato opaco




Laccato lucido

Cuoio




Cuoio

Marmo



Marmo levigato



Marmo lucido

FINITURE PIEDINI

Parti metalliche



Parti metalliche

FINITURE MENSOLA SUPERIORE

Vetro



Vetro