

# NEWS 2024

**Poliform**



**Poliform**

Poliform presenta in anteprima le novità 2024. Con il divano Ernest, Jean-Marie Massaud interpreta il tema del comfort in modo radicale, con volumi morbidi e destrutturati. Un'estetica forte e d'impatto, ma sempre elegante, che si riconosce anche nei tavolini Ernest, nel tavolo Adrien, nella poltrona Kaori Lounge, nelle madie Duke e nella collezione notte Brera, mentre la sedia Ipanema, la poltroncina Leopold e la madia Aiko si rifanno a linee più essenziali. Forme organiche e curve delicate si confermano la cifra stilistica di Emmanuel Gallina, che con i divani Orbis e i tavolini Strata disegna un living più intimo, quasi uno spazio nello spazio. Stefano Belingardi Clusoni progetta una poltroncina per il low dining che unisce solidità e morbidezza. A completare la proposta è l'R&D Poliform, che firma le più recenti evoluzioni dei sistemi cucina, giorno e notte.

Poliform presents a preview of what's new in 2024. With the Ernest sofa, Jean-Marie Massaud approaches the theme of comfort in a radical way, with soft, unstructured volumes. A strong and impactful, yet still elegant aesthetic is also on display in the Ernest side tables, the Adrien table, the Kaori Lounge armchair, the Duke sideboards and the Brera night collection, while the Ipanema chair, the Leopold small armchair and the Aiko sideboard feature more essential lines. Organic shapes and delicate curves are the stylistic signature of Emmanuel Gallina, who designed a more intimate living room, with the Orbis sofas and Strata coffee tables. You could say, a space within a space. Stefano Belingardi Clusoni designed a low dining armchair that combines solidity and softness. Poliform R&D completes the offer, designing the latest kitchen evolutions, living room and bedroom systems.


2024

COLLECTIONS	ERNEST SOFA	9
	ERNEST COFFEE TABLE	37
	LOAI ARMCHAIR	55
	ORBIS SOFA COLLECTION	63
	STRATA COFFEE TABLE	91
	KAORI LOUNGE ARMCHAIR	105
	DUKE SIDEBOARD	115
	AIKO SIDEBOARD	135
	ADRIEN TABLE	141
	LEOPOLD CHAIR	161
	IPANEMA CHAIR	171
	CURVE STOOL	181
	BRERA NIGHT COLLECTION	187
	KETCH OUTDOOR SUNBED	207
	ALEA PRO KITCHEN	217
	ARTEX PRO KITCHEN	227
	CODE DAY SYSTEM	237
	WALL SYSTEM	245
	TRACE CARPET	257
	NEW INDOOR FABRICS	263
SOFA COMPOSITIONS	ERNEST SOFA	270
	ORBIS SOFA	310
TECHNICAL DATA	INDOOR FINISHINGS	323

# ERNEST SOFA

Con Ernest, Jean-Marie Massaud interpreta il tema del comfort in modo radicale. Il risultato di questo approccio, che fa della modularità un punto di forza, è un divano dai volumi morbidi e destrutturati ispirati a un cuscino in piuma, per un comfort naturale. Accostando i diversi elementi si creano divani piccoli o grandi, lineari o a L, senza mai perdere la forza espressiva del progetto.

With Ernest, Jean-Marie Massaud tackles the theme of comfort in a radical way. The result of this approach, which makes modularity its strong point, is a sofa with soft, deconstructed volumes inspired by a down cushion for natural comfort. The juxtaposition of the different elements results in small or large, linear or L-shaped sofas, without ever losing the expressive power of the design.









Nelle pagine precedenti: divano Ernest con rivestimento sfoderabile in tessuto Shedir 06 oliva, tavolino terminale in olmo nero. In questa pagina e nella successiva: divano Ernest con rivestimento sfoderabile in velluto Glasgow 01 crema, tavolino retrodivano in olmo nero.

Previous pages: Ernest sofa with removable cover in fabric Shedir 06 oliva, end coffee table in black elm. This and next page: Ernest sofa with removable cover in velvet Glasgow 01 crema, behind sofa coffee table in black elm.



In questa pagina e nella successiva: poltrone Ernest con rivestimento sfoderabile in pelle Nabuk 06 mastice.

This and next page: Ernest armchairs with removable cover in leather Nabuk 06 mastice.







In questa pagina e nella successiva: divano Ernest con rivestimento sfoderabile in pelle Natural 10 nero, tavolino retrodivano in olmo nero.

This and next page: Ernest sofa with removable cover in leather Natural 10 nero, behind sofa coffee table in black elm.



In questa pagina e nella successiva: divano Ernest con rivestimento sfoderabile in tessuto Shedir 03 perla, tavolino ad angolo in olmo nero.

This and next page: Ernest sofa with removable cover in fabric Shedir 03 perla, corner coffee table in black elm.









In questa pagina: dettaglio della poltrona Ernest con rivestimento sfoderabile in tessuto Naxos 18 canapa.

This page: close up of the Ernest armchair with removable cover in fabric Naxos 18 canapa.

In questa pagina e nella precedente: poltrona e pouf Ernest con rivestimento sfoderabile in tessuto Naxos 18 canapa.

This and previous page: Ernest armchair and pouf with removable cover in fabric Naxos 18 canapa.



# ERNEST

Design Jean-Marie Massaud

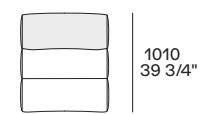
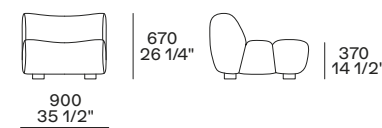
Struttura in legno e derivati e poliuretano flessibile stampato monoquota con inserto in piuma in corrispondenza della seduta e dello schienale. Piedini in materiale plastico. Rivestimento sfoderabile in tessuto o pelle.

Tavolini con gambe in massello, finitura tinto olmo nero, laccato opaco colori, laccato lucido colori o in marmo levigato travertino classico e travertino titanium. Piano in olmo nero, laccato opaco colori, laccato lucido colori o in marmo levigato travertino classico e travertino titanium.

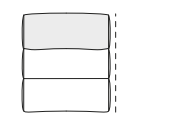
Structure in wood and wood-derivatives and in single-density flexible polyurethane, insert in down at the seat cushion and the backrest. Feet in plastic material.

Removable cover in fabric or leather. Coffee tables with legs in solid wood, finishes stained black elm, mat lacquered colours, glossy lacquered colours or in mat marble travertino classico and travertino titanium. Top in black elm, mat lacquered colours, glossy lacquered colours or in mat marble travertino classico and travertino titanium.

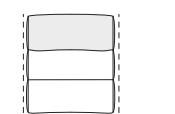
## Elemento I 900 Element w 35 1/2"



ad uso poltrona  
used as armchair

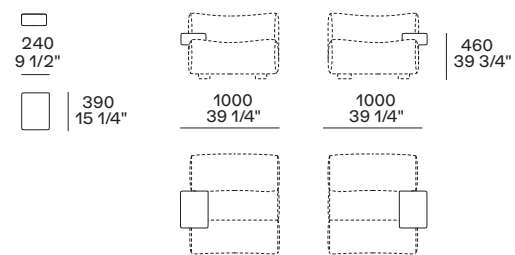


ad uso terminale sx-dx  
used as lt-rt end unit

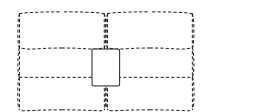


ad uso centrale  
used as central unit

## Bracciolo Armrest

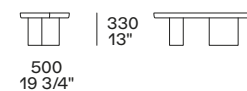


bracciolo terminale sx-dx, sporgenza 100  
lt-rt end armrest, protrusion 4"

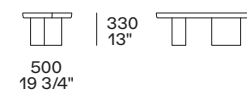


bracciolo tra due elementi  
armrest between two elements

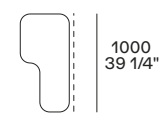
## Tavolini Coffee tables



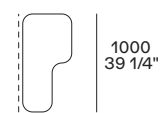
terminale sx  
lt end unit



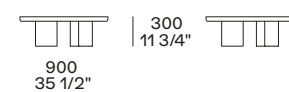
terminale dx  
rt end unit



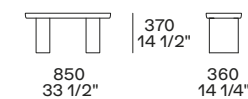
terminale sx  
lt end unit



terminale dx  
rt end unit



ad uso angolo o terminale  
used as corner unit or end unit

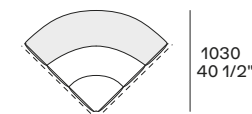
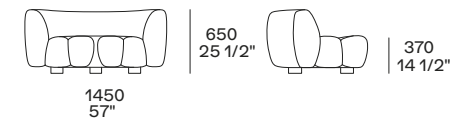


uso retrodivano,  
da accostare al pouf  
I 900 p 690  
used as behind sofa,  
to be placed next to the  
pouf w 35 1/2" d 27 1/4"

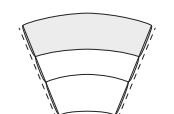
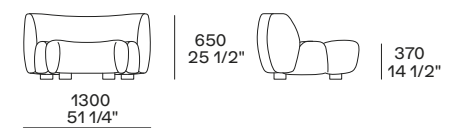


ad uso centrale  
used as central unit

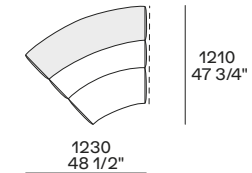
## Elementi inclinati Angled elements



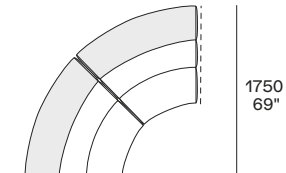
ad uso angolo  
used as corner unit



ad uso centrale  
used as central unit

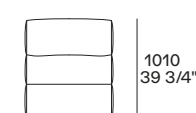


ad uso terminale sx-dx  
used as lt-rt end unit

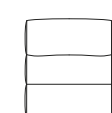


ad uso angolo  
used as corner unit

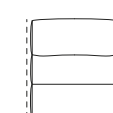
## Pouf Pouf



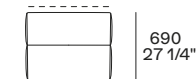
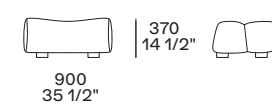
ad uso centrostanza  
used as freestanding



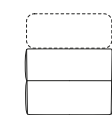
ad uso terminale sx-dx  
used as lt-rt end unit



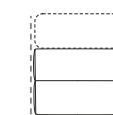
ad uso centrale  
used as central unit



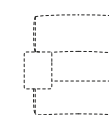
da accostare al tavolino retrodivano o  
come pouf poggiatesta per uso chaise longue  
to be placed next to the table behind the sofa  
or as a footrest pouf for chaise longue use



ad uso terminale sx-dx  
used as lt-rt end unit



ad uso centrale  
used as central unit



ad uso chaise longue  
used as chaise longue



# ERNEST COFFEE TABLE

Dell'omonima collezione di divani, i tavolini Ernest riprendono ed espandono il tema della modularità. Come un puzzle, i tavolini possono essere combinati tra loro a centro stanza per creare figure che rendono dinamica la zona living, oppure usati singolarmente accanto al divano Ernest.

Starting from the sofas, the Ernest side tables return to and expand on the theme of modularity. Just like a puzzle, the coffee tables can be combined in the middle of the room to make the living area more dynamic, or used individually next to the Ernest sofa.





Nelle pagine precedenti: tavolini Ernest in olmo nero e in marmo travertino titanium levigato. In questa pagina: dettaglio del tavolino Ernest in laccato lucido granata.

Previous pages: Ernest coffee tables in black elm and in mat marble travertino titanium. This page: close up of the Ernest coffee table in granata glossy lacquer.





In questa pagina: tavolini Ernest in laccato lucido granata.

This page: Ernest coffee tables in granata glossy lacquer.



In questa pagina: dettaglio del tavolino Ernest in marmo travertino titanium levigato.

This page: close up of the Ernest coffee table in mat marble travertino titanium.



In questa pagina: tavolini Ernest in olmo nero e in marmo travertino titanium levigato.

This page: Ernest coffee tables in black elm and in mat marble travertino titanium.



In questa pagina e nella successiva: tavolini Ernest in marmo travertino titanium levigato e in olmo nero.

This and next page: Ernest coffee tables in mat marble travertino titanium and in black elm.



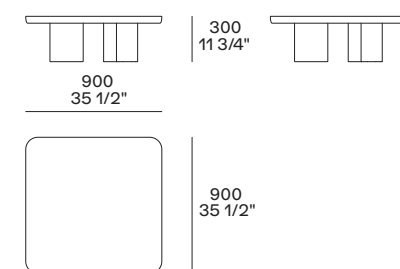
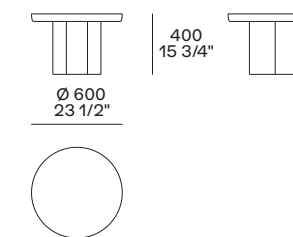
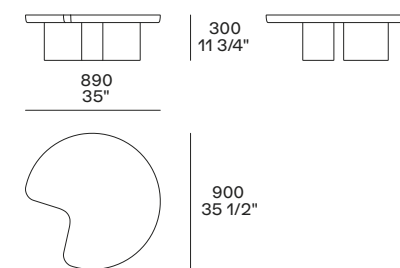
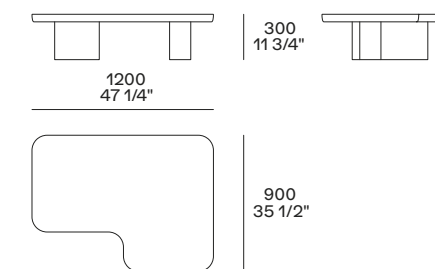
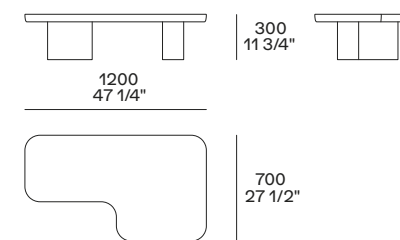


## ERNEST

Design Jean-Marie Massaud

Tavolini con gambe in laccato opaco colori, laccato lucido colori, massello tinto olmo nero o in marmo levigato travertino classico e travertino titanium. Piano in laccato opaco colori, laccato lucido colori, olmo nero o marmo levigato travertino classico e travertino titanium.

Coffe tables with legs in mat lacquered colours, glossy lacquered colours, solid wood stained black elm or in mat marble travertino classico and travertino titanium. Top in mat lacquered colours, glossy lacquered colours, black elm or mat marble travertino classico and travertino titanium.





# LOAI ARMCHAIR

Loai è una poltrona nata dal dialogo tra mondo del progetto e mondo del design. La struttura a vista riprende la classica forma a compasso, mentre lo schienale è avvolgente. Primo prodotto dell'architetto Stefano Belingardi Clusoni per Poliform, Loai è una poltrona per il low dining, basata sul contrasto fra dimensioni compatte e seduta extra large, solidità della struttura e morbidezza della cuscinatura, modernismo e contemporaneità.

Loai is the first product by architect Stefano Belingardi Clusoni for Poliform, a armchair born from the dialogue between architecture and design. The exposed frame echoes the classic compass shape, while the backrest is enveloping. A armchair made for low dining, Loai highlights the contrast between its compact size and extra-large seat, firm structure and soft cushioning, modernism and contemporaneity.







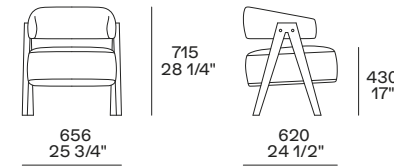


## LOAI

Design Stefano Belingardi Clusoni

Struttura in massello finitura tinto olmo nero o rovere spessart.  
Cuscino seduta e schienale in polimex con imbottitura in poliuretano a quote differenziate. Prerivestimento in tela cotone. Rivestimento sfoderabile in tessuto o pelle.

Structure in solid wood stained black elm or spessart oak.  
Seat cushion and backrest in polimex with padding in polyurethane in differentiated densities. Pre-cover in cotton canvas. Removable cover in fabric or leather.




Nelle pagine precedenti: poltrona Loai con rivestimento sfoderabile in tessuto Altair 06 senape e struttura in olmo nero. A sinistra: poltrona Loai con rivestimento sfoderabile in pelle Soft 02 mastice e struttura in olmo nero.

Previous pages: Loai armchair with removable cover in fabric Altair 06 senape and structure in black elm. Left: Loai armchair with removable cover in leather Soft 02 mastice and structure in black elm.

# ORBIS SOFA COLLECTION

Con le sue linee curve e le forme morbide, Orbis disegna all'interno del living uno spazio intimo e accogliente. La collezione si compone di due divani e una poltrona dallo schienale avvolgente, perfetta sintesi tra design moderno e tecnologia contemporanea. Sia nei divani che nella poltrona la seduta, sollevata da terra da un piedino sottile ispirato alle lavorazioni della gioielleria, è confortevole e invita alla conversazione.

With its curved lines and soft forms, Orbis designs an intimate and cosy space within the living room. The collection consists of two sofas and an armchair with an enveloping backrest, a perfect synthesis of modern design and contemporary technology. In both the sofas and the armchair, the seat, raised off the ground by a thin leg inspired by jewelry workmanship, is comfortable and invites conversation.







Nelle pagine precedenti: divano Orbis con rivestimento sfoderabile in velluto Persia 1404 carbone, cuscini opzionali in tessuto Mizar 04 fango, piedini in metallo dark sheer lucido. In questa pagina: dettaglio della poltrona Orbis con rivestimento sfoderabile in tessuto Mintaka 03 pepe. Nella pagina successiva: poltrone Orbis, a sinistra con rivestimento sfoderabile in pelle Natural 10 nero e piedini in metallo dark sheer lucido; a destra con rivestimento sfoderabile in tessuto Mintaka 03 pepe e piedini in metallo dark sheer opaco.

Previous pages: Orbis sofa with removable cover in velvet Persia 1404 carbone, optional cushions in fabric Mizar 04 fango, feet in glossy metal dark sheer. This page: close up of the Orbis armchair with removable cover in fabric Mintaka 03 pepe. Next page: Orbis armchairs, to the left with removable cover in leather Natural 10 nero and feet in glossy metal dark sheer; to the right with removable cover in fabric Mintaka 03 pepe and feet in mat metal dark sheer.



ORBIS ARMCHAIR



In questa pagina e nella successiva: divano Orbis con rivestimento sfoderabile in pelle Nabuk 02 tortora, cuscino opzionale in tessuto Hamal 02 tortora, piedini in metallo dark sheer opaco.

This and next page: Orbis sofa with removable cover in leather Nabuk 02 tortora, optional cushion in fabric Hamal 02 tortora, feet in metal dark sheer.









In questa pagina e nella successiva: divano Orbis con rivestimento sfoderabile in tessuto Hamal 01 panna, cuscini opzionali in pelle Suede 02 corda, piedini in metallo light sheer opaco.

This and next page: Orbis sofa with removable cover in fabric Hamal 01 panna, optional cushions in leather Suede 02 corda, feet in metal light sheer.



In questa pagina: dettaglio del divano Orbis con rivestimento sfoderabile in tessuto Altair 03 tortora, piedini in metallo dark sheer lucido.

This page: close up of the Orbis sofa with removable cover in fabric Altair 03 tortora, feet in glossy metal dark sheer.





In questa pagina: divano Orbis con rivestimento sfoderabile in tessuto Altair 03 tortora, cuscino opzionale in velluto Persia 1404 carbone, piedini in metallo dark sheer lucido.

This page: Orbis sofa with removable cover in fabric Altair 03 tortora, optional cushion in velvet Persia 1404 carbone, feet in glossy metal dark sheer.

In questa pagina: dettaglio della poltrona Orbis con rivestimento sfoderabile in tessuto Hamal 03 cammello, piedini in metallo dark sheer lucido.

This page: close up of the Orbis armchair with removable cover in fabric Hamal 03 cammello, feet in glossy metal dark sheer.





In questa pagina: poltrona Orbis con rivestimento sfoderabile in tessuto Hamal 03 cammello, piedini in metallo dark sheer lucido.

This page: Orbis armchair with removable cover in fabric Hamal 03 cammello, feet in glossy metal dark sheer.

## ORBIS

Design Emmanuel Gallina

Struttura in metallo e poliuretano flessibile monoquota, seduta in poliuretano flessibile a quote differenziate, prriverestimento in tela cotone.

Cuscino schienale per divano in poliuretano flessibile con prriverestimento in tela cotone e piuma. Cuscino schienale per poltrona e cuscino opzionale per divano in tela cotone e piuma.

Piedini in metallo verniciato opaco e lucido light sheer o dark sheer.

Rivestimento sfoderabile in tessuto o pelle.

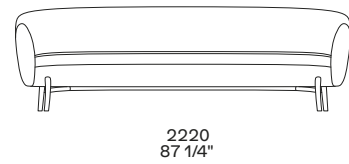
Structure in metal and flexible single-density polyurethane, seat in flexible polyurethane with differentiated densities, pre-cover in cotton canvas.

Backrest cushion for sofa in flexible polyurethane with pre-cover in cotton canvas and down. Backrest cushion for armchair and optional cushion for sofa in cotton canvas and down.

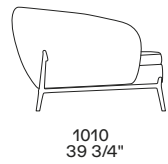
Feet in glossy and mat painted metal light sheer or dark sheer.

Removable cover in fabric or leather.


### Divano Sofa



690  
27 1/4"

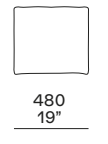


420  
16 1/2"



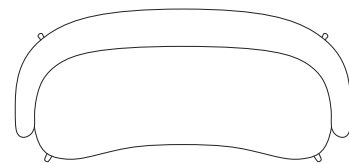
540  
21 1/4"

cuscino schienale  
backrest cushion

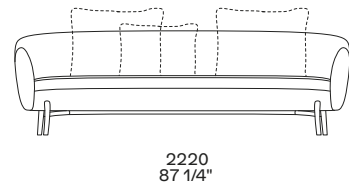


440  
17 1/4"

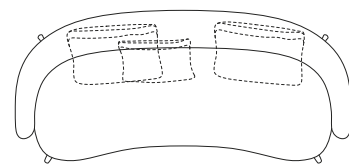
cuscino opzionale  
optional cushion



### Cuscinatura consigliata Recommended cushions



835  
33"

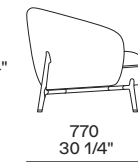


2 cuscini schienale, 1 cuscino opzionale  
2 backrest cushions, 1 optional cushion

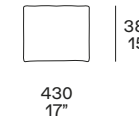
### Poltrona Armchair



690  
27 1/4"

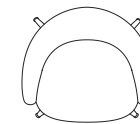


410  
16 1/4"

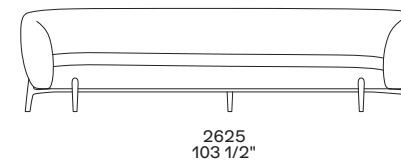


380  
15"

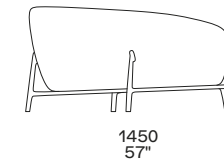
cuscino schienale  
backrest cushion



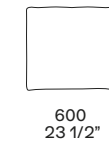
### Divano inclinato Angled sofa



690  
27 1/4"

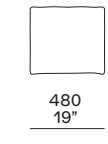


420  
16 1/2"



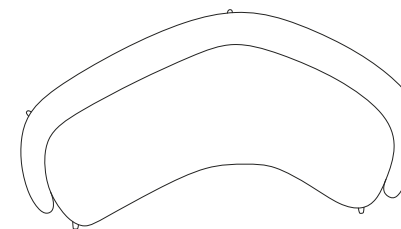
540  
21 1/4"

cuscino schienale  
backrest cushion

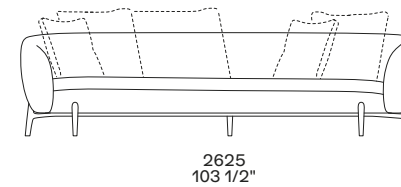


440  
17 1/4"

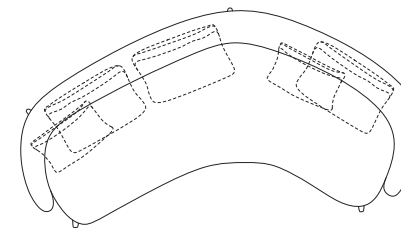
cuscino opzionale  
optional cushion



### Cuscinatura consigliata Recommended cushions



835  
33"



3 cuscini schienale, 2 cuscini opzionali  
3 backrest cushions, 2 optional cushions


# STRATA COFFEE TABLE





Nato come tavolino outdoor, Strata viene ora reinterpretato in chiave indoor, con gambe in olmo nero e piani in marmo e vetro, cui si aggiunge una versione interamente in travertino dall'aspetto scultoreo. Disponibile in diverse dimensioni e altezze, con piani rotondi o di forme organiche, Strata esprime una peculiare unicità, abbinandosi a tutti i divani della collezione.

Originally created as an outdoor coffee table, Strata is now reinterpreted for indoor use, with olmo nero legs and a marble and glass top, in addition to a sculptural-looking travertine version. Available in different sizes and heights, with round or organically shaped tops, Strata exudes a peculiar uniqueness, matching all the sofas in the collection.





Nella pagina precedente: tavolini Strata, da sinistra, piano in vetrofusione bronzo e gambe in olmo nero; piano in marmo oyster white levigato e gambe in olmo nero; piano e gamba in olmo nero. In questa pagina: dettaglio dei top in olmo nero e in vetrofusione fumé.

Previous page: Strata coffee tables, to the left, top in fused glass bronzo and legs in black elm; top in mat marble oyster white and legs in black elm; top and leg in black elm. This page: close up of the top in black elm and in fused glass fumé.





In questa pagina: tavolini Strata, da sinistra, piano in vetrofusione fumé e gambe in olmo nero; piano e gambe in olmo nero.

This page: Strata coffee tables, to the left, top in fumé fused glass and legs in black elm; top and legs in black elm.

In questa pagina: dettaglio del tavolino Strata in marmo travertino classico levigato. Nella pagina successiva: tavolini Strata, da sinistra, tavolino in marmo travertino classico levigato; piano in vetrofusione fumé e gamba in olmo nero; piano e gamba in olmo nero.

This page: close up of the Strata coffee table in mat marble travertino classico. Next page: Strata coffee tables, to the left, coffee table in mat marble travertino classico; top in fumé fused glass and leg in black elm; top and leg in black elm.



## STRATA

Design Emmanuel Gallina

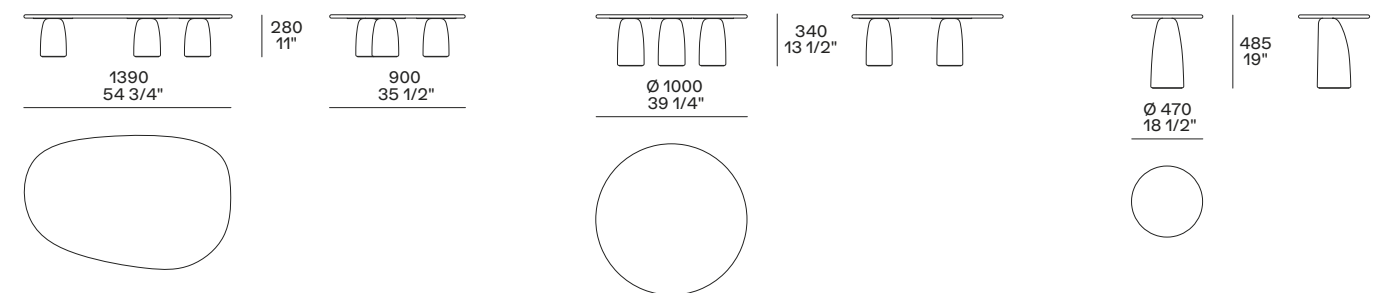
Tavolini con gambe in massello tinto olmo nero o in marmo levigato travertino classico. Piano in olmo nero o marmo levigato e lucido (escluso emperador dark e travertino titanium).

Piano in vetrofusione fumé o bronzo con distanziale in acciaio inox verniciato brown nickel opaco, disponibile solo per tavolini con gambe in massello tinto olmo nero.

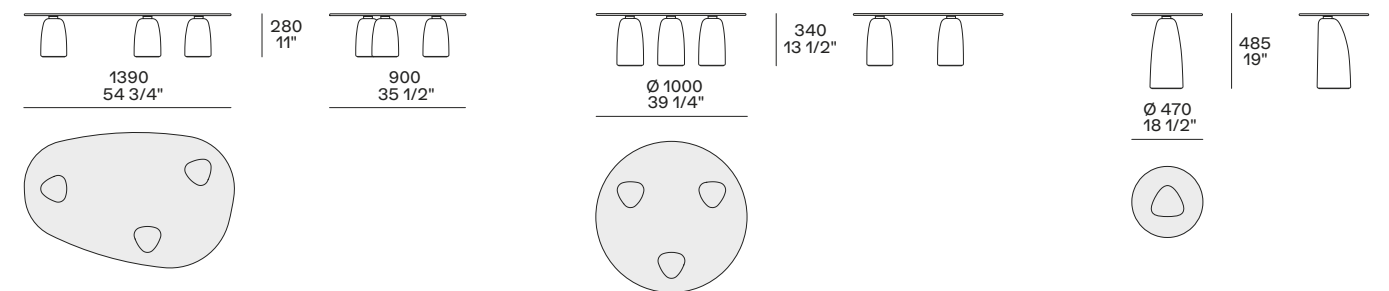
Coffe tables with legs in solid wood stained black elm or in mat marble travertino classico. Top in black elm or mat and glossy marble (except emperador dark and travertino titanium).

Top in fused glass fumé or bronzo with spacer in stainless steel painted mat brown nickel, available only for coffe tables with legs in solid wood stained black elm.

### Piano in legno o marmo Top in wood or marble




### Piano in vetro Top in glass



# KAORI LOUNGE ARMCHAIR

Linee morbide, forme avvolgenti e volumi ancora più generosi per la poltrona Kaori, che Jean-Marie Massaud reinterpreta in una nuova versione con schienale alto. La poltrona, anche con meccanismo girevole, si caratterizza per la perfetta integrazione tra scocca esterna in cuoio e scocca interna, imbottita e rivestita. Per il massimo comfort è disponibile il pouf coordinato.

Soft lines, enveloping shapes and even more generous volumes for the Kaori armchair, which Jean-Marie Massaud reinterprets in a new version with a high backrest. The armchair, also featuring a swivel mechanism, is characterized by the perfect integration of the outer leather shell with the inner shell, which is upholstered and covered. A matching pouf is available for maximum comfort.








Nella pagina precedente: poltrone Kaori Lounge, a sinistra con scocca esterna e basamento in cuoio 07 castagna, scocca interna e seduta in tessuto sfoderabile Agadir 01 sabbia. A destra, con scocca esterna e basamento in cuoio 02 nero, scocca interna e seduta in pelle sfoderabile Silk 08 nero, entrambe con base girevole e piedini brown nickel opaco. In questa pagina e nella successiva: poltrona Kaori Lounge con scocca esterna e basamento in cuoio 02 nero, scocca interna e seduta in pelle sfoderabile Silk 08 nero, base girevole e piedini brown nickel opaco. Pouf poggipiedi con basamento in cuoio 02 nero, rivestimento in pelle sfoderabile Silk 08 nero, piedini brown nickel opaco.

Previous pages: Kaori Lounge armchairs, to the left with outer shell and base in hide 07 castagna, inner shell and seat in removable fabric Agadir 01 sabbia. To the right, with outer shell and base in hide 02 nero, inner shell and seat in removable leather Silk 08 nero, both with swivel base and mat brown nickel feet. This and next page: Kaori Lounge armchair with outer shell and base in hide 02 nero, inner shell and seat in removable leather Silk 08 nero, swivel base and mat brown nickel feet. Footrest pouf with base in hide 02 nero, cover in removable leather Silk 08 nero, mat brown nickel feet.





## KAORI LOUNGE

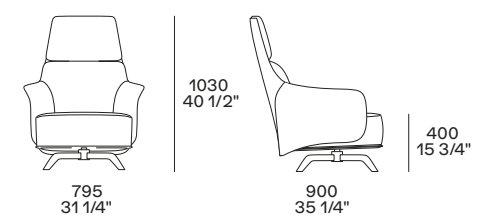
Design Jean-Marie Massaud

### Poltrona

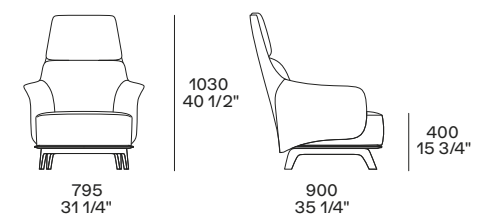
Scocca in poliuretano compatto con inserto in poliuretano flessibile. Cuscino seduta in poliuretano flessibile a quote differenziate e prriverestimento parti in tela cotone con piuma. Sottosedile in legno e derivati rivestito in cuoio colori. Basamento girevole con ritorno o fisso, in acciaio verniciato brown nickel opaco, piedi in alluminio verniciato brown nickel opaco. Rivestimento non sfoderabile scocca esterna in cuoio colori, rivestimento sfoderabile scocca interna e seduta in tessuto o in pelle Silk e Soft.

### Armchair

Compact polyurethane shell with flexible polyurethane insert. Seat cushion in flexible polyurethane with differentiated densities and pre-cover with parts in cotton canvas with down. Underseat structure in wood and wood-derivatives, covered in hide in the sample colours. Swivel base with automatic returning mechanism or fixed base, in mat brown nickel painted steel. Outer shell cover in non-removable hide in the sample colours, inner shell cover and seat cushion in removable fabric or leather Silk and Soft.



basamento girevole  
swivel base



basamento fisso  
fixed base

### Pouf

Seduta in poliuretano flessibile a quote differenziate e prriverestimento parti in tela cotone con piuma. Sottosedile in legno e derivati rivestito in cuoio colori. Basamento fisso in acciaio verniciato brown nickel opaco, piedi in alluminio verniciato brown nickel opaco. Rivestimento in tessuto o pelle sfoderabile.

### Pouf

Seat in flexible polyurethane with differentiated densities and pre-cover with parts in cotton canvas with down. Underseat structure in wood and wood-derivatives covered in hide in the sample colours. Fixed base in mat brown nickel painted steel, feet in mat brown nickel painted aluminium. Removable cover in fabric or leather.



# DUKE SIDEBOARD

Duke è una collezione di madie i cui volumi, solidi e imponenti, sono alleggeriti da linee curve che guardano al mondo dell'ebanisteria, e in generale a un mondo di lavorazioni di grande valore artigianale. In diverse altezze e dimensioni, Duke spicca nella zona giorno per la presenza d'impatto, ma anche per i dettagli ricercati come il vassoio con profili in metallo e fondo in cuoio da posizionare sul top.

Duke is a sideboard collection whose solid and imposing volumes are lightened by curved lines inspired by the highest expression of cabinetry and craftsmanship. Available in different heights and sizes, Duke stands out in the living room thanks to its impactful presence and refined details, such as the tray with metal profiles and a leather bottom, to be placed on the countertop.







In questa pagina: dettaglio della madia Duke in olmo nero con ante a ribalta. Top in marmo oyster white levigato. Struttura interna in rovere bianco. Nelle pagine precedenti: madia Duke in olmo nero con ante battenti e vano a giorno in marmo nero marquina levigato. Struttura interna in rovere bianco.

This page: close up of the Duke sideboard in black elm with flap doors. Top in mat marble oyster white. Inner structure in white oak. Previous pages: Duke sideboard in black elm with leaf doors and open compartment in mat marble nero marquina. Inner structure in white oak.

In questa pagina: madia Duke in olmo nero con ante a ribalta. Top in marmo oyster white levigato. Struttura interna in rovere bianco.

This page: Duke sideboard in black elm with flap doors. Top in mat marble oyster white. Inner structure in white oak.







In questa pagina e nella successiva: madia Duke laccato lucido muschio con ante battenti. Struttura interna in rovere bianco.

This and next page: muschio glossy lacquered Duke sideboard with leaf doors. Inner structure in white oak.



In questa pagina e nella successiva: madia Duke in olmo nero con cassetti. Top in marmo nero marquina levigato. Struttura interna in rovere bianco.

This and next page: Duke sideboard in black elm with drawers. Top in mat marble nero marquina. Inner structure in white oak.





## DUKE

Design Jean-Marie Massaud

Madie disponibili in diverse configurazioni con ante battenti, ante a ribalta, cassetti e vani a giorno.

Interno struttura in rovere bianco. Frontali, fianchi laterali e retro schienale in olmo nero o laccato lucido colori.

Top in olmo nero, laccato lucido colori o marmo levigato e lucido (escluso travertino classico, travertino titanium, emperador dark e zecevo).

Vano a giorno in marmo levigato e lucido (escluso travertino classico, travertino titanium, emperador dark e zecevo).

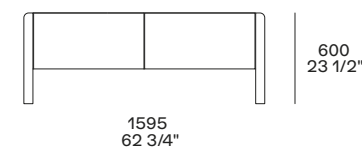
Sideboards available in different configurations with leaf doors, flap doors, drawers and open compartments.

Internal structure in white oak. Fronts, lateral sides and rear back panel in black elm or glossy lacquered colours.

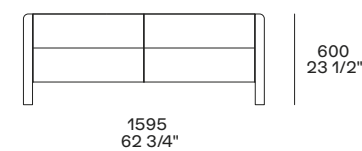
Top in black elm, glossy lacquered colours or in mat and glossy marble (except travertino classico, travertino titanium, emperador dark and zecevo).

Open compartment in mat and glossy marble (except travertino classico, travertino titanium, emperador dark and zecevo).

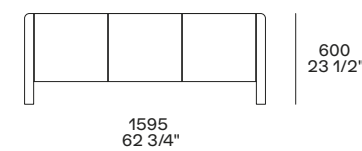
### Madie h 600 Sideboards h 23 1/2"



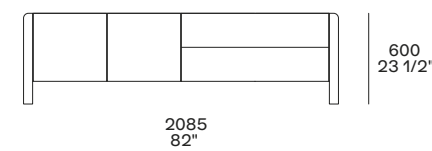
con ante a ribalta  
with flap doors



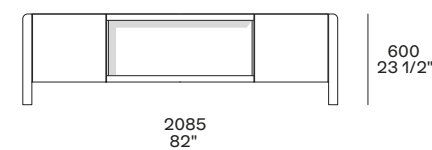
con cassetti  
with drawers



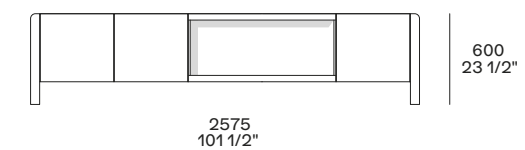
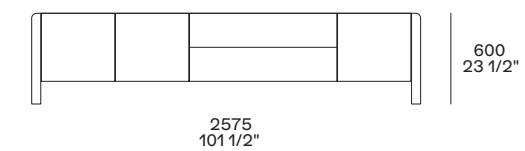
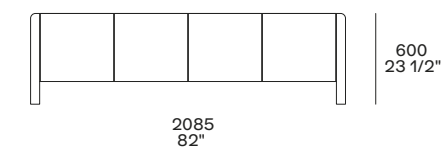
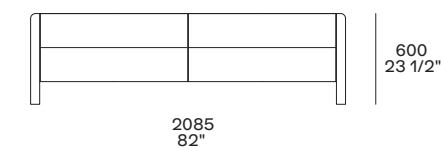
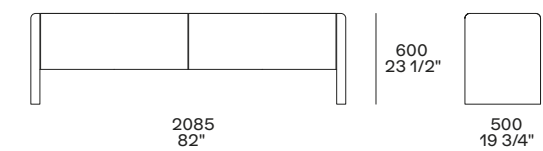
con ante battenti  
with leaf doors



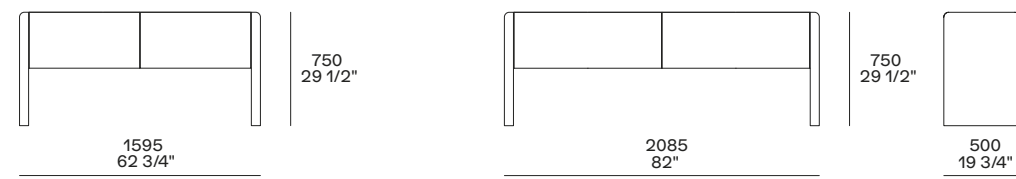
con ante battenti e cassetti  
with leaf doors and drawers



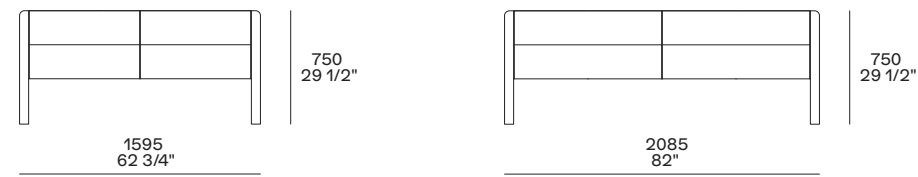
con ante battenti e vano a giorno  
with leaf doors and open compartment



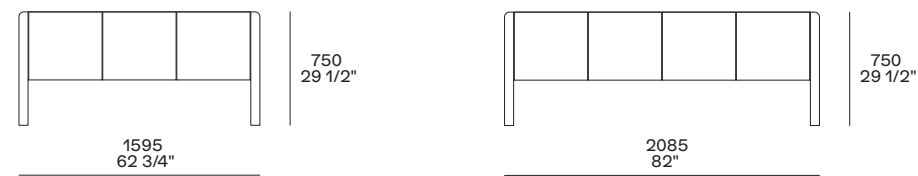
**Madie h 750**  
**Sideboards h 29 1/2"**



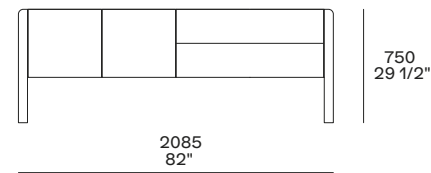
con ante a ribalta  
with flap doors



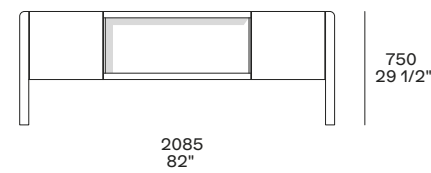
con cassetti  
with drawers



con ante battenti  
with leaf doors

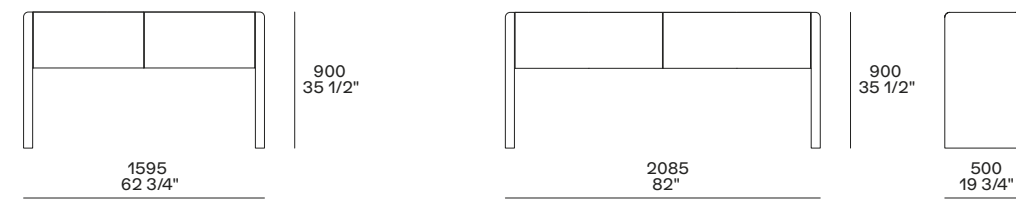


con ante battenti e cassetti  
with leaf doors and drawers

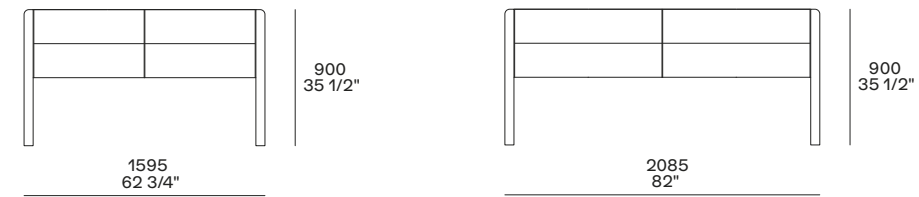


con ante battenti e vano a giorno  
with leaf doors and open compartment

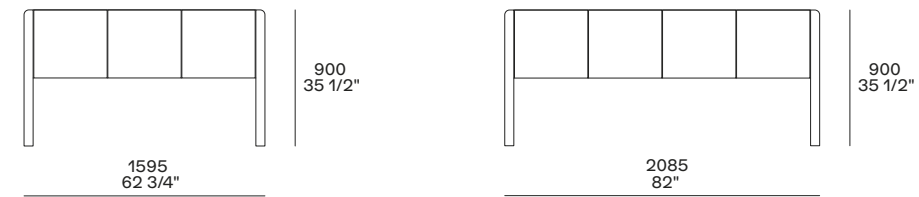
**Madie h 900**  
**Sideboards h 35 1/2"**



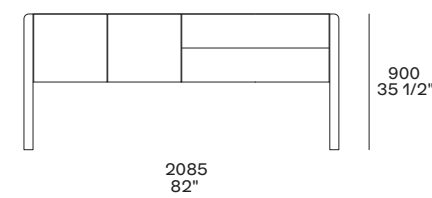
con ante a ribalta  
with flap doors



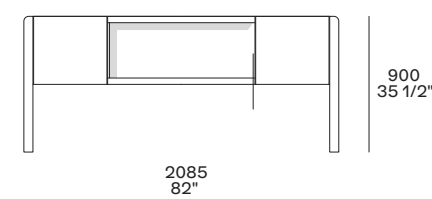
con cassetti  
with drawers



con ante battenti  
with leaf doors



con ante battenti e cassetti  
with leaf doors and drawers




con ante battenti e vano a giorno  
with leaf doors and open compartment



# AIKO SIDEBOARD

La collezione Aiko si arricchisce di una nuova madia alta con anta a ribalta, una peculiarità tecnica che la rende unica nel suo genere, enfatizzandone l'eleganza. Il meccanismo di ribalta, nascosto, è invisibile nonostante la struttura sia completamente in vetro. Ideale come mobile bar, la madia è caratterizzata da finiture di pregio, cui si aggiunge il top in marmo.

The Aiko collection is enriched with a new tall sideboard featuring a flap door, a technical peculiarity that makes it unique, emphasizing its elegance. The hidden flap mechanism is invisible despite the structure being completely made of glass. Ideal as a bar cabinet, the sideboard features high-quality finishes and a marble countertop.





## AIKO

Design Jean-Marie Massaud

Madia nella nuova configurazione con doppia anta a ribalta.

Struttura in olmo nero. Schienale in olmo nero, vetro trasparente extrachiaro o vetro stratificato con inserto in lino carbone.

Oppure schienale esterno in olmo nero con interno laccato opaco colori o laccato opaco cuoio colori.

Fianchi laterali e frontali in olmo nero, vetro trasparente extrachiaro o vetro stratificato con inserto in lino carbone.

Maniglie in brown nickel opaco, incassate nel profilo superiore delle ante.

Top in olmo nero o in marmo levigato e lucido (escluso travertino classico, travertino titanium, emperador dark e zecevo).

Basamento con piedini in alluminio verniciato brown nickel opaco.

Luce a led.

Sideboards in the new configuration with double flap door.

Structure in black elm. Back in black elm, extralight transparent glass or stratified glass with insert in lino carbone. Or rear back panel in black elm with internal back in mat lacquered colours or mat lacquered in hide colours.

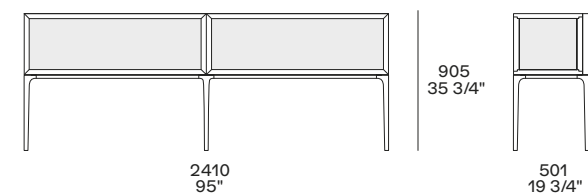
Lateral sides and fronts in black elm, extralight transparent glass or stratified glass with insert in lino carbone.

Handles in matt brown nickel, built-in in the upper door profile.

Top in black elm or in mat and glossy marble (except travertino classico, travertino titanium, emperador dark and zecevo).

Base with feet in mat brown nickel painted metal.

Led light.



con ante a ribalta  
with flap doors

A sinistra e nelle pagine precedenti: madia Aiko con struttura e schienali in olmo nero, fianchi e ante a ribalta in vetro trasparente, top in marmo sahara noir levigato finitura poliesteri, basamento con piedini brown nickel opaco.

Left and previous pages: Aiko sideboard with structure and backs in black elm, sides and flap doors in transparent glass, top in mat marble sahara noir polyester finish, base with feet mat brown nickel.



# ADRIEN TABLE

Adrien di Jean-Marie Massaud è un tavolo dalla presenza carismatica, una nuova icona per gli spazi della convivialità. Il suo profilo classico, quasi archetipico, è reso contemporaneo dalla posizione asimmetrica delle gambe, caratterizzate dall'aspetto scultoreo. Le finiture di pregio ne fanno un'icona versatile.

Adrien by Jean-Marie Massaud is a table with a magnetic presence, a new icon for convivial spaces. Its classic, almost archetypal look is made contemporary by the asymmetrical position of its legs, characterized by their sculpture-like appearance. Its high-quality finishes make it a versatile iconic piece.







Nelle pagine precedenti: tavolo Adrien con piano in marmo oyster white levigato, struttura in metallo light sheer opaco. In questa pagina: dettaglio del piano rotondo in olmo nero.

Previous pages: Adrien table with top in mat marble oyster white, structure in mat metal light sheer. This page: close up of the round top in black elm.

In questa pagina: tavolo Adrien con piano in olmo nero e struttura in metallo dark sheer opaco.

This page: Adrien table with top in black elm and structure in mat metal dark sheer.





In questa pagina e nella successiva: tavolo Adrien con piano e struttura in olmo nero.

This and next page: Adrien table with top and structure in black elm.



In questa pagina: dettaglio delle gambe in metallo dark sheer lucido.

This page: close up of the legs in glossy metal dark sheer.





In questa pagina: tavolo Adrien con piano in marmo nero marquina levigato, struttura in metallo dark sheer lucido.

This page: Adrien table with top in mat marble nero marquina, structure in glossy metal dark sheer.



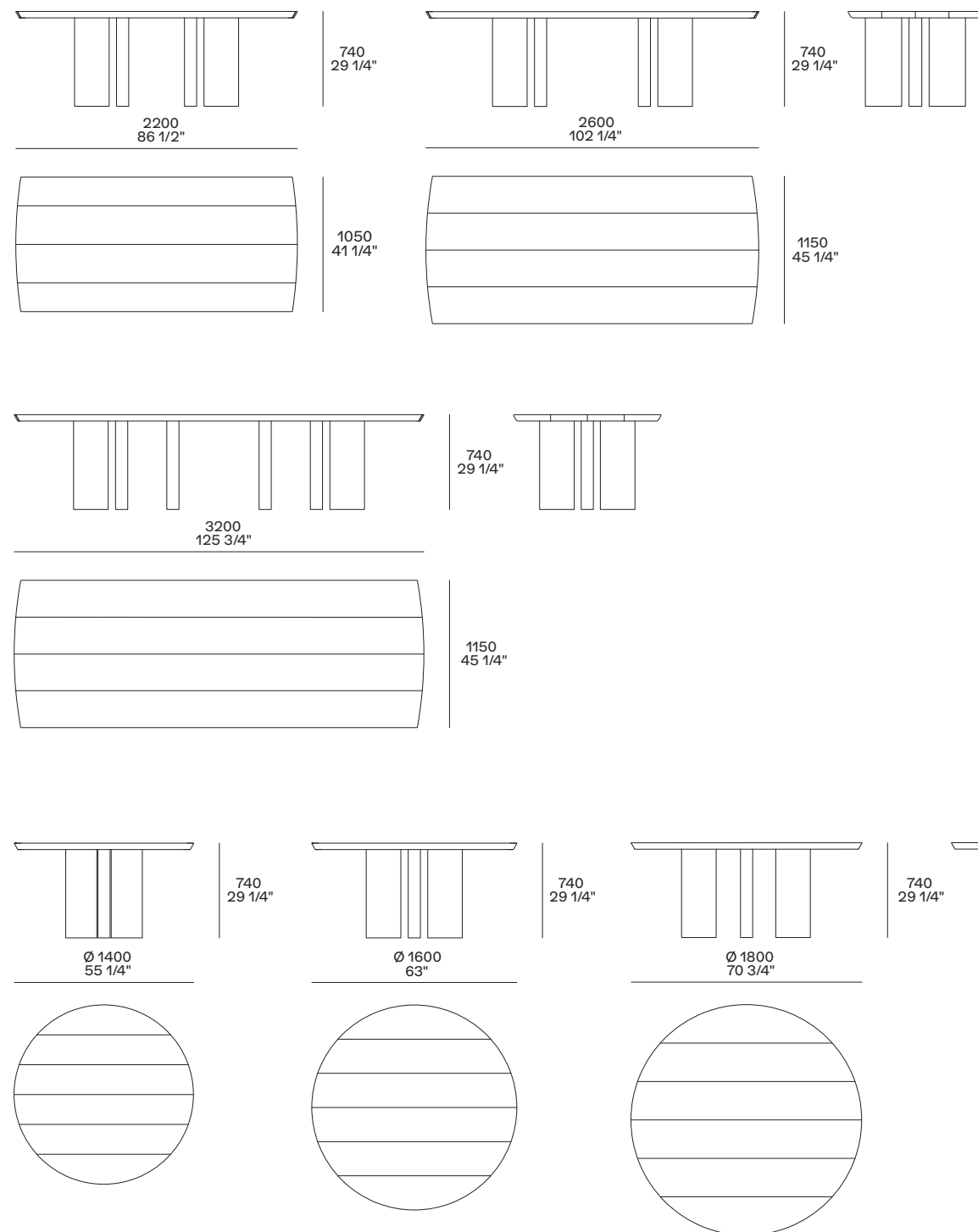
# ADRIEN

Design Jean-Marie Massaud

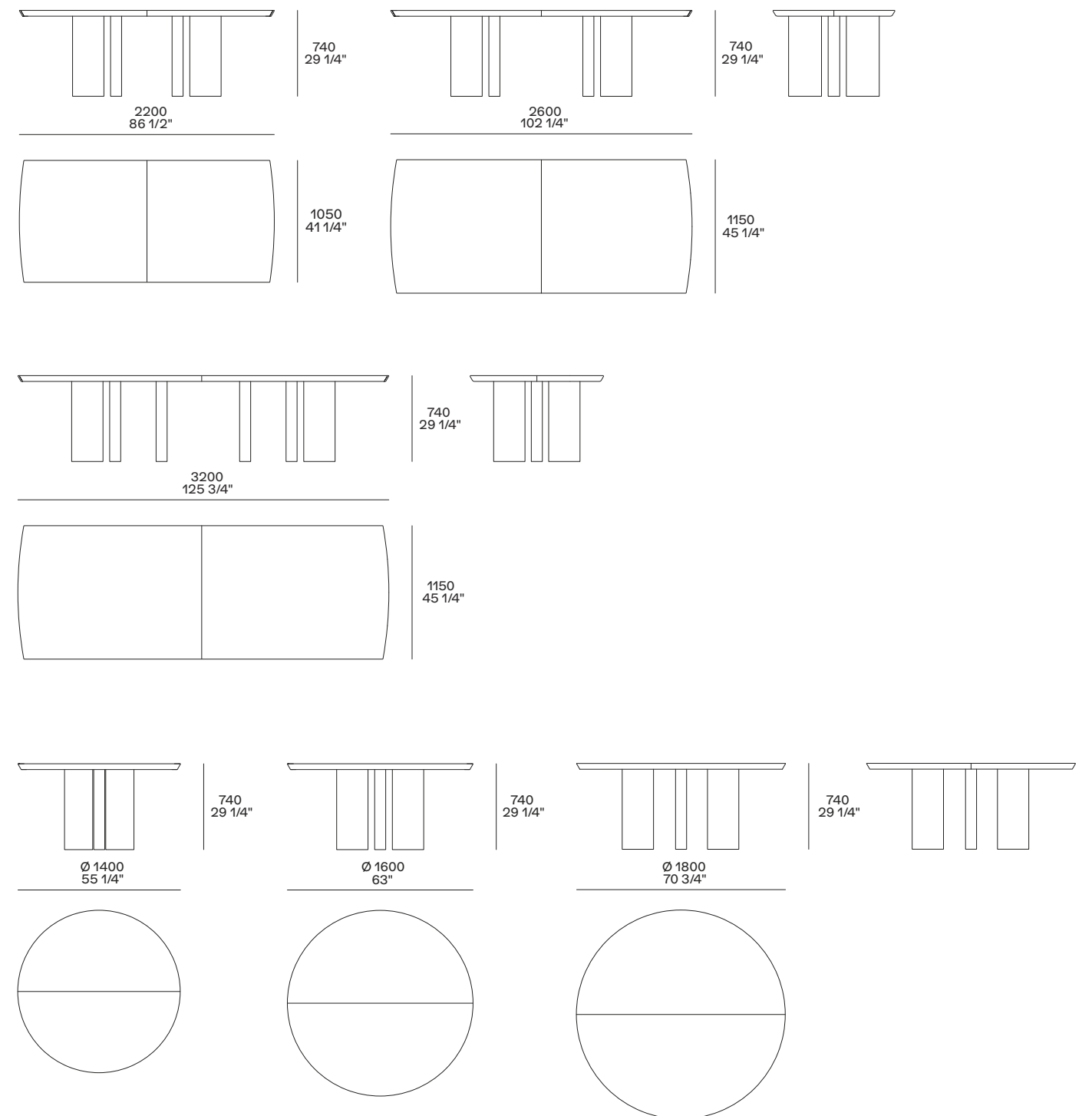
Struttura in massello tinto olmo nero, metallo laccato opaco e lucido colori o metallo verniciato opaco e lucido light sheer o dark sheer. Piano in olmo nero o marmo levigato e lucido (escluso travertino classico, travertino titanium, emperador dark e zecevo).

Structure in solid wood stained black elm, mat and glossy lacquered colours metal or mat and glossy light sheer or dark sheer painted metal. Top in black elm or mat and glossy marble (except travertino classico, travertino titanium, emperador dark and zecevo).

## Piano legno Wooden top



## Piano marmo Marble top



# LEOPOLD CHAIR

Jean-Marie Massaud riscrive la filosofia del dining con una sedia confortevole come una poltroncina. Costituita da un cuscino avvolgente racchiuso in un'essenziale struttura in legno, la poltroncina Leopold trasforma il tempo della convivialità in un'esperienza piacevole ed elegante.

Jean-Marie Massaud reimagines the concept of dining by designing a chair as comfortable as an armchair. Consisting of an enveloping cushion enclosed in a minimalist wooden frame, the Leopold small armchair transforms moments of conviviality into delightful and graceful experiences.





Nelle pagine introduttive: dettagli della sedia Leopold con struttura in olmo nero e rivestimento sfoderabile in pelle Silk 12 senape. Nella pagina precedente: sedie Leopold con struttura in olmo nero, rivestimento sfoderabile in pelle Silk 12 senape e in tessuto Mizar 09 nero. In questa pagina e nella successiva: sedia Leopold con struttura in olmo nero e rivestimento sfoderabile in pelle Suede 02 corda.

Introduction pages: close up of the Leopold chair with structure in black elm and removable cover in leather Silk 12 senape. Previous page: Leopold chairs with structure in black elm, removable cover in leather Silk 12 senape and fabric Mizar 09 nero. This and next page: Leopold chair with structure in black elm and removable cover in leather Suede 02 corda.





## LEOPOLD

Design Jean-Marie Massaud

Struttura in massello finitura rovere spessart o tinto olmo nero.

Struttura schienale e sedile in metallo con poliuretano ignifugo monoquota.  
Cuscino seduta in legno con cinghie elastiche annegato in poliuretano ignifugo più inserto in poliuretano flessibile e viscoelastico.

Schienale in poliuretano flessibile stampato monoquota e inserto in piuma.

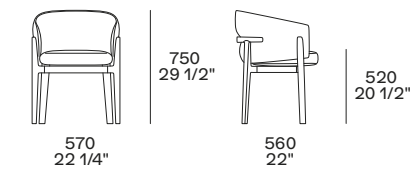
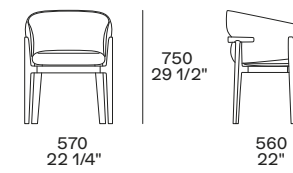
Rivestimento sfoderabile in tessuto o pelle.

Structure in solid wood spessart oak or stained black elm.

Backrest and seat structure in metal with single-density fireproof polyurethane.  
Seat cushion in wood with elastic belts embedded in fireproof polyurethane and viscoelastic foam.

Backrest in single-density flexible moulded polyurethane and insert in down.

Removable cover in fabric or leather.





# IPANEMA CHAIR



La collezione Ipanema di Jean-Marie Massaud si arricchisce di una nuova variante della sedia. Senza imbottitura, sostituita da un sottile rivestimento in cuoio lavorato artigianalmente e curvato all'altezza dello schienale per un maggiore comfort, la sedia acquista un design più dinamico e ricercato.

Jean-Marie Massaud's Ipanema collection is enhanced with the addition of this new chair variant. The padding is replaced by thin, handcrafted leather upholstery, curved over the backrest area, for greater comfort, giving the chair a more dynamic and sophisticated feel.





Nelle pagine precedenti: sedie Ipanema con braccioli, rivestimento non sfoderabile in cuoio 02 nero e 08 fango, struttura in olmo nero. In questa pagina e nella successiva: sedia Ipanema senza braccioli, rivestimento non sfoderabile in cuoio 07 castagna, struttura in olmo nero.

Previous pages: Ipanema chairs with armrests, cover in non-removable hide 02 nero and 08 fango, structure in black elm. This and next page: Ipanema chair without armrests, cover in non-removable hide 07 castagna, structure in black elm.



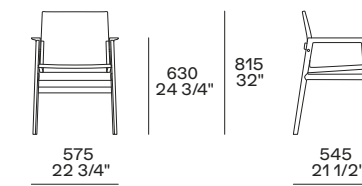
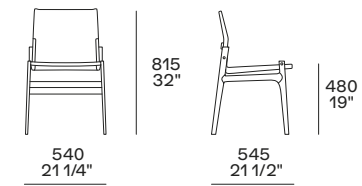


## IPANEMA

Design Jean-Marie Massaud

Struttura in legno massello finitura rovere spessart o tinto olmo nero. Seduta e schienale in cuoio colori non sfoderabile.

Structure in solid wood spessart oak or stained black elm. Seat and back in non-removable hide in the sample colours.



# CURVE STOOL

La collezione Curve di Emmanuel Gallina si arricchisce dello sgabello nelle due versioni alta e bassa, portando nell'ambiente cucina l'eleganza della sedia. Anche nello sgabello il legno è protagonista, con una lavorazione che si fa particolarmente accurata nello schienale dalla curvatura accentuata.

Emmanuel Gallina's Curve collection is enriched with the addition of both the high and low stool, bringing the elegance of the chair into the kitchen environment. Wood is again the focal material here, with workmanship being particularly accurate in the backrest featuring a pronounced curvature.

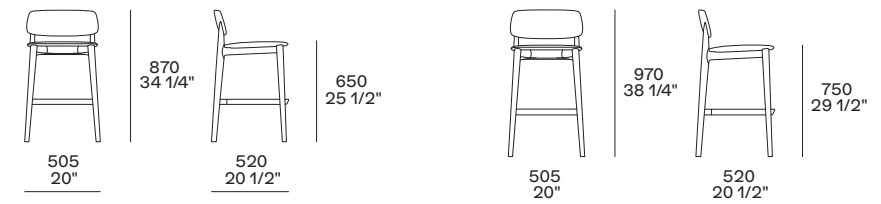


## CURVE

Design Emmanuel Gallina

Struttura in massello finitura rovere spessart o tinto olmo nero. Seduta in legno e derivati con inserto in poliuretano flessibile. Schienale in poliuretano compatto con inserto in poliuretano flessibile. Rivestimento non sfoderabile in tessuto o pelle. Poggiapiedi in legno con inserto in acciaio inox.

Structure in solid wood spessart oak or stained black elm. Seat in wood and wood-derivatives with flexible polyurethane insert. Back in compact polyurethane with flexible polyurethane insert. Non-removable cover in fabric or leather. Footrest in wood with insert in stainless steel.



A sinistra e nelle pagine precedenti: sgabelli Curve, nelle due versioni alta e bassa, rivestimento non sfoderabile in pelle Silk 02 beige e in tessuto Altair 06 senape, entrambi con struttura in olmo nero e poggiapiedi in acciaio inox.

Left and previous pages: Curve stools, in the two versions high and low, non-removable cover in leather Silk 02 beige and in fabric Altair 06 senape, both with structure in black elm and footrest in stainless steel.

# BRERA NIGHT COLLECTION



Nella collezione Brera l'eleganza si esprime attraverso un segno orizzontale, pulito e contemporaneo. È così anche per il letto e i comodini, con cui Jean-Marie Massaud porta l'idea di un paesaggio domestico dalla forte connotazione architettonica nella zona notte. Nel letto, la base in cuoio richiama i dettagli couture del divano, così come il piedino e l'ampia testiera.

In the Brera collection, elegance is expressed through a horizontal, clean and contemporary design. This is also the case for the bed and night tables, allowing Jean-Marie Massaud to apply the idea of a domestic landscape with strong architectural connotations to the bedrooms. The leather base of the bed is reminiscent of the couture details of the sofa, as is the leg and the wide headboard.







Nelle pagine precedenti: letto Brera con rivestimento sfoderabile in pelle Silk 02 beige, basamento in cuoio 08 fango e piedini brown nickel opaco. Rulli in tessuto sfoderabile Brest 12 sabbia. Biancheria da letto coordinata in cotone Provence 02 panna e 08 polvere. Coperta Linus corda. In questa pagina e nella successiva: letto Brera, versione master, con rivestimento sfoderabile in tessuto Mizar 04 fango, basamento in cuoio 08 fango e piedini brown nickel opaco. Rulli in pelle sfoderabile Nabuk 08 prussia. Biancheria da letto coordinata in cotone Provence 01 bianco e 03 ghiaccio con profilo bianco. Coperta Linus notte.

Previous pages: Brera bed with removable cover in leather Silk 02 beige, base in hide 08 fango and mat brown nickel feet. Roll cushions in removable fabric Brest 12 sabbia. Coordinated bed linen in cotton Provence 02 panna and 08 polvere. Blanket Linus corda. This and next page: Brera bed, master version, with removable cover in fabric Mizar 04 fango, base in hide 08 fango and mat brown nickel feet. Roll cushions in removable leather Nabuk 08 prussia. Coordinated bed linen in cotton Provence 01 bianco and 03 ghiaccio with profile in bianco. Blanket Linus notte.



In questa pagina e nella successiva: letto Brera con rivestimento sfoderabile in tessuto Naxos 18 canapa, basamento in cuoio 26 invecchiato e piedini brown nickel opaco. Rulli in pelle sfoderabile Nabuk 01 latte. Biancheria da letto coordinata in cotone Provence 01 bianco e 08 polvere. Coperta Linus latte. Comodino Brera in olmo nero con cassetto.

This and next page: Brera bed with removable cover in fabric Naxos 18 canapa, base in hide 26 invecchiato and mat brown nickel feet. Roll cushions in removable leather Nabuk 01 latte. Coordinated bed linen in cotton Provence 01 bianco and 08 polvere. Blanket Linus latte. Brera night table in black elm.







In questa pagina: dettaglio del comodino Brera in olmo nero con cassetto. Nella pagina successiva: da sinistra, comodino Brera in olmo nero con cassetto, top in marmo nero marquina levigato; comodino Brera in olmo nero; comodino Brera in olmo nero con cassetto.

This page: close up of Brera night table in black elm with drawer. Next page: to the left, Brera night table in black elm with drawer, top in mat marble nero marquina; Brera night table in black elm; Brera night table in black elm with drawer.





## BRERA

Design Jean-Marie Massaud

### Letto

Testata in legno e derivati con imbottitura in poliuretano flessibile a quote differenziate con prriverestimento in fibra di poliestere e rivestimento in tessuto o pelle sfoderabile. Base letto in legno massello con imbottitura in poliuretano flessibile monoquota, prriverestimento in fibra di poliestere, cornice perimetrale in cuoio, rivestimento in tessuto e pelle sfoderabile o in cuoio colori non sfoderabile.

Piedini in metallo verniciato brown nickel opaco oppure verniciato opaco e lucido light sheer o dark sheer. Nella versione master piedini in materiale plastico.

### Predisposto per materassi:

l 1800-2000 x p 2000

### King size

piedini metallici, letto l 2210 x p 2410  
versione master, letto l 2150 x p 2410  
materasso l 1930 x p 2030

### Tipologia di rete:

- rete fissa per entrambe le versioni  
- sommier solo per la versione master

### Bed

Headboard in wood and wood-derivatives with padding in multi-density flexible polyurethane, pre-cover in polyester fibre and cover in removable fabric or leather.

Bed frame in solid wood with padding in single-density flexible polyurethane, pre-cover in polyester fibre, perimeter frame in hide, final cover in removable fabric and leather or in non-removable hide in the sample colours.

Feet in mat brown nickel painted metal or in mat and glossy metal light sheer or dark sheer. In the master version feet in plastic material.

### For mattresses:

w 70 3/4"-78 3/4" x d 78 3/4"

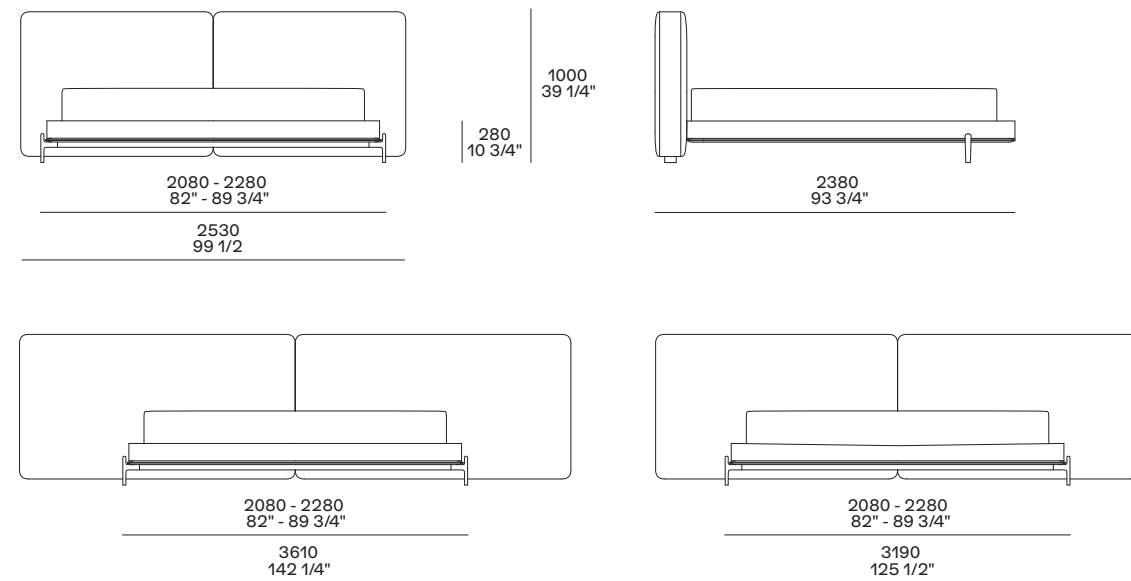
### King size

metal feet, bed w 87" x d 95"  
master version, bed w 84 3/4" x d 95"  
mattress w 76" x d 80"

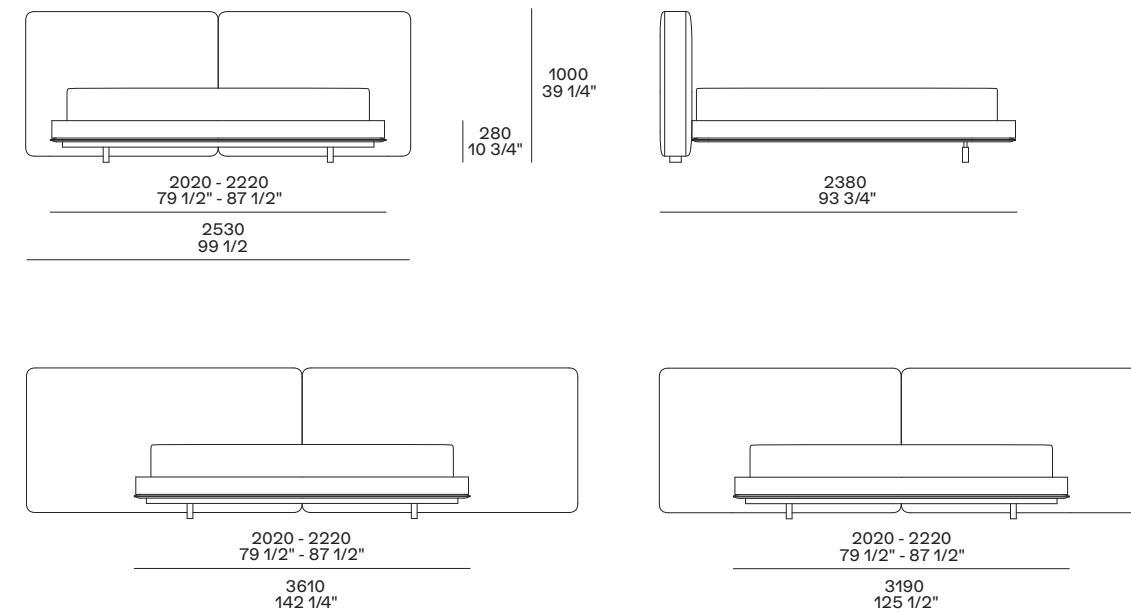
### Bedstead type:

- fixed bedstead for both versions  
- sommier only for master version

### Versione con piedini metallici Version with metal feet

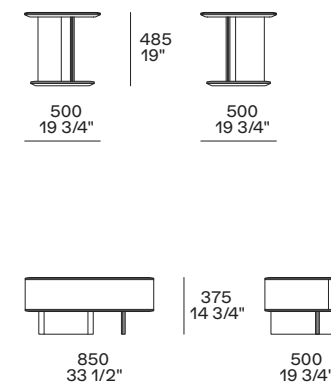


### Versione master Master version



### Comodini

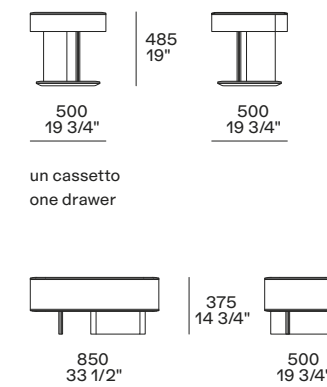
Struttura e frontali in rovere spessart o olmo nero. Top in rovere spessart, olmo nero o in marmo levigato e lucido (escluso travertino classico, travertino titanium, emperador dark e zecevo).



destro - un cassetto  
right - one drawer

### Night tables

Structure and fronts in spessart oak or black elm. Top in spessart oak, black elm or mat and glossy marble (except travertino classico, travertino titanium, emperador dark and zecevo).



un cassetto  
one drawer

sinistro - un cassetto  
left - one drawer



# KETCH OUTDOOR SUNBED

A completare la collezione Ketch, disegnata da Jean-Marie Massaud e ispirata al mondo della nautica, è il lettino outdoor. Come divani e poltrone, anche il lettino è caratterizzato da una struttura in iroko solida ed essenziale, che sostiene la morbida cuscinatura. Lo schienale reclinabile, reso ancora più confortevole dal cuscino poggiatesta, nasconde un vano funzionale dove riporre teli e accessori.

Completing the Ketch collection, designed by Jean-Marie Massaud and inspired by the nautical world, is the sunbed. Like the sofas and armchairs, the sunbed features a solid and essential iroko frame that supports the soft cushioning. The reclining backrest, made even more comfortable by the headrest cushion, conceals a functional compartment for storing towels and accessories.





Nelle pagine precedenti: sunbed Ketch con struttura in massello di iroko tinto nero e parti metalliche brown nickel opaco. Rivestimento sfoderabile in tessuto Ghibli 04 sabbia. Cuscino poggiatesta in tessuto Ghibli 04 sabbia. In questa pagina e nella successiva: sunbed Ketch con struttura in massello di iroko naturale e parti metalliche brown nickel opaco. Rivestimento sfoderabile in tessuto Shamal 702 notte. Cuscino poggiatesta in tessuto Shamal 702 notte.

Previous pages: Ketch sunbed with structure in solid black-stained iroko and mat brown nickel metal parts. Removable cover in fabric Ghibli 04 sabbia. Headrest cushion in fabric Ghibli 04 sabbia. This and next page: Ketch sunbed with structure in solid natural iroko and mat brown nickel metal parts. Removable cover in fabric Shamal 702 notte. Headrest cushion in fabric Shamal 702 notte.



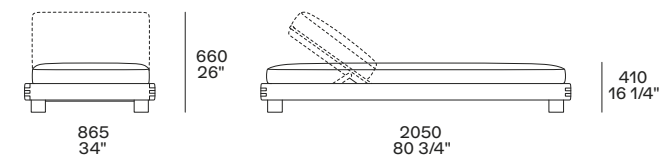


## KETCH

Design Jean-Marie Massaud

Struttura in massello di iroko naturale o iroko tinto nero.  
 Cuscino seduta e schienale in poliuretano espanso a quote differenziate, cuscino poggiatesta in poliuretano espanso, prerivestimento in resinato accoppiato a tela idrorepellente.  
 Rivestimento sfoderabile in tessuto.  
 Parti metalliche in alluminio e acciaio inox verniciati brown nickel opaco.  
 Vano sotto schienale attrezzato con portaoggetti rivestito in materiale tecnico.

Structure in solid natural iroko or solid black stained iroko.  
 Seat cushion and back in multi-density polyurethane foam, headrest cushion in polyurethane foam, resin-coated pre-cover with water-repellent canvas.  
 Removable cover in fabric.  
 Metal parts in mat brown nickel painted aluminium and stainless steel.  
 Storage under the backrest equipped with glove compartment covered in technical material.



# ALEA PRO KITCHEN

L'iconico sistema cucina Alea Pro si arricchisce di nuovi elementi, ispirati alle esigenze dell'abitare contemporaneo: le nuove basi a giorno Day Shaker trasformano l'isola in un centro funzionale, mentre i piani di diverso spessore danno dinamismo alle zone operative. Cassetti e pensili vetrina sono reinterpretati alla luce di un design sempre più ricercato. Alea Pro si conferma un sistema evoluto e completo, da integrare visivamente all'area dining grazie alle porte scorrevoli Link e da personalizzare con una vastissima gamma di materiali e finiture.

The iconic Alea Pro kitchen system is enriched with new elements, inspired by the needs of contemporary living: the new Day Shaker open base units transform the island into a functional center, while countertops of varying thickness give dynamism to the operational areas. Drawers and showcase wall units are reinterpreted in view of an increasingly refined design. Alea Pro reaffirms itself as an evolved and complete system, to be visually integrated with the dining area thanks to the Link sliding doors and customised with a wide range of materials and finishes.







In questa pagina e nelle precedenti: isola centrale con ante finitura Raster laccato goffrato arena, piano in ecosurface micropallinata grey, gole in anodizzato moka, zoccolo in laccato goffrato moka. Cassetti ed estrattori Dress System con sponde in anodizzato moka, finitura interna in noce canaletto. Accessori in noce canaletto e anodizzato moka. Isola attrezzata con canale Deep Shaker Plain, struttura in anodizzato moka e accessori in PaperStone® nero, cappa integrata in anodizzato moka e vetro fumé. Nelle basi a parete e alle estremità dell'isola, basi a giorno Day Shaker con struttura in anodizzato moka e laccato opaco metallico moka, ripiani estraibili in olmo nero, sponde, schienali e tubi in anodizzato moka, cassetti ed estrattori, spessore 35 mm, in olmo nero. Piano in Ecosurface micropallinata grey; in appoggio sul top, boiserie Open in olmo nero e anodizzato moka. Pensili Light Open con schienale, cappello e basamento in olmo nero, telai strutturali in anodizzato moka e ripiani in vetro fumé. Fianchi e ante Open in vetro trasparente con profilo in anodizzato moka, luce a led integrata. Colonne High con ante battenti, colonne High Ghost con ante a scomparsa in laccato metallico bronzo e vani interni in olmo nero, attrezzati con forni e mobile cocktail. Ripiani in laminato opaco touch nero, spessore 50 mm, con telaio in anodizzato nero e luce a led integrata, con porta calici in acciaio scotch brite, portabottiglie, set vino, set cocktail, barattoli in vetro. Cassettiera in olmo nero con interno Dress System e gole in laccato goffrato carbone. Sistema interparete Link con apertura scorrevole, pannelli in olmo nero con telaio e maniglia Plus verniciato moka.

This and previous pages: central island with Raster doors embossed lacquered arena finishing, worktop in bead blasted Ecosurface grey, channels anodized moka, with embossed lacquered moka plinth. Dress System drawers and pull-out storage baskets with anodized moka sides, inner finishing in canaletto walnut. Accessories in canaletto walnut and anodized moka. Equipped island with Deep Shaker Plain channel, structure anodized moka and accessories in PaperStone® nero, integrated hood anodized moka and fumé glass. On the base units to the wall and at the ends of the island, Day Shaker open base units with anodized moka and metallic mat lacquered moka structure, pull-out shelves in black elm, sides, backs and bars anodized moka, drawers and pull-out storage baskets, 35 mm thick, in black elm. Worktop in bead blasted Ecosurface grey; on the top, Open wall paneling in black elm and anodized moka. Wall units Light Open with back, top and base in black elm, structural frames anodized moka and fumé glass shelves. Open sides and doors in transparent glass with anodized moka profile, integrated LED light. High tall units with leaf doors, High Ghost tall units with pocket doors in metallic lacquer bronzo and inner compartments in black elm, equipped with ovens and cocktail cabinet. Shelves in mat laminate touch nero, 50 mm thick, with black anodized frame and integrated LED light, equipped with scotch brite steel glass holders, bottle holders, wine set, cocktail set, glass jars. Chest of drawers in black elm with internal Dress System and channels embossed lacquer carbone. Link partition system with sliding opening, black elm panels with moka painted frame and Plus handle.



**ALEA PRO**  
Design R&D Poliform

**Day Shaker**

Nuova declinazione del sistema Deep Shaker per le basi della cucina. Basi a giorno attrezzate con vassoi estraibili, cassetti ed estrattori con frontali spessore mm 35.

**Light Open**

Moduli pensili componibili con spalle a telaio e luce a led integrata, basamento, cappello e schienali, attrezzati con ripiani in vetro. Ante e fianchi vetrina Open.

**Dress System**

Cassetti ed estrattori con sponde in anodizzato moka, finitura interna in noce canaletto.

**Anta finitura Raster**

Superficie con lavorazione a reticolo laccata opaco colori.

**Day Shaker**

New solutions with the Deep Shaker system for kitchen base units. Open base units equipped with trays pull-outs, drawers and pull-out baskets with fronts thickness 1 1/2".

**Light Open**


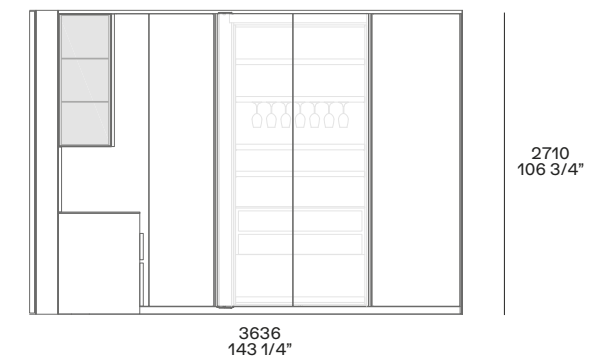
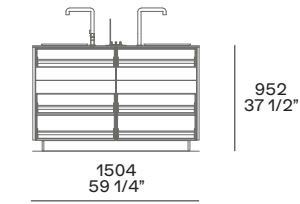
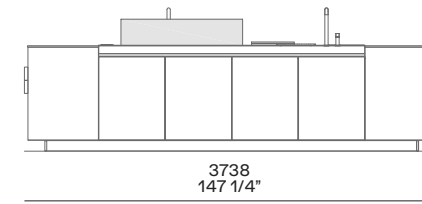
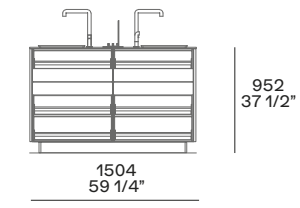
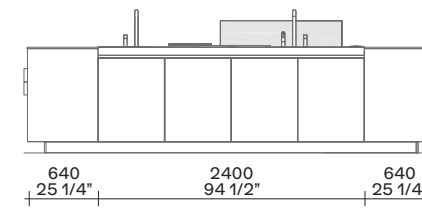
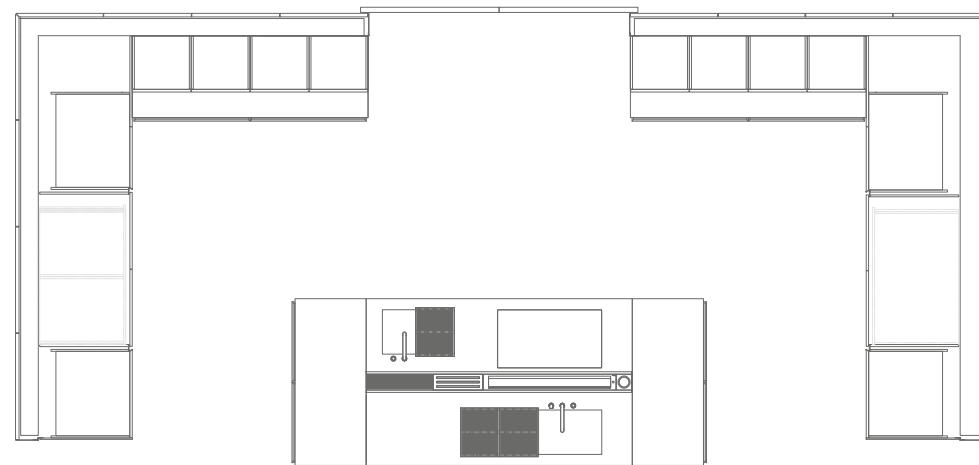
Hanging modules with frame sides and integrated led light, base, top and backs equipped with glass shelves. Doors and glass sides Open.

**Dress System**

Drawers and pull-out storage baskets with anodized moka sides, inner finishing in canaletto walnut.

**Raster finishing door**

Surface with net-like processing mat lacquered colours.



raster laccato opaco  
arena  
raster mat lacquer  
arena

# ARTEX PRO KITCHEN

Artex Pro è un sistema cucina dall'estetica contemporanea e accattivante. Tra le novità, il piano rastremato che diventa snack per le consumazioni veloci e l'introduzione del massello olmo fossile, un legno antico molto pregiato che conferma Artex Pro come cucina degli ambienti più esclusivi. Nella conformazione a golfo, avvolgente e funzionale, e nella perfetta integrazione con il sistema Architectural, in particolare con le porte Pivot, Artex Pro dimostra inoltre di saper rispondere alle più sofisticate esigenze di progettazione.

Artex Pro is a kitchen system with a contemporary and appealing aesthetic. Among the new features are the tapered top that becomes a snack table for quick meals and the introduction of solid fossil elm, a precious antique wood that establishes Artex Pro as the kitchen for the most exclusive environments. Through its enveloping and functional U-shape and seamless integration with the Architectural system, especially the Pivot doors, Artex Pro also proves its ability to meet the most sophisticated design requirements.





In questa pagina e nelle precedenti: isola centrale con ante in acciaio goldenox bronze, piano snack con bordo rastremato e piano Bold in quarzite naturale sky gold opaca, gole in anodizzato moka, zoccolo in laccato gofrato moka. Cassetti ed estrattori interni con nuova attrezzatura Wave in massello rovere naturale termico, acciaio e linoleum. Isola attrezzata con canale Deep Shaker Plain, struttura in anodizzato moka e accessori in PaperStone® nero. Cappa Sail personalizzata Poliform in acciaio verniciato nero opaco e barra luminosa. Sgabelli Curve con struttura olmo nero e rivestimento non sfoderabile in pelle Suede 02 corda. Al centro, colonne High in massello olmo fossile, gole in anodizzato moka. Ripiani interni in laminato opaco touch nero con telaio anodizzato nero e luce a led integrata, cassetti ed estrattori interni in acciaio verniciato brown. Attrezzatura Wave, per estrattori, in massello rovere naturale termico, acciaio e linoleum. Ai lati, colonne High in massello olmo fossile, ripiani interni in vetro fumé con telaio anodizzato nero e luce a led integrata. Vani a giorno, basi con ante vetrina PR24 in anodizzato moka e vetro riflettente fumé Trim, piano in Inalco MDi® nero. Struttura interna in laminato opaco touch nero, cassetti ed estrattori interni in massello black ash con nuova attrezzatura Wave in massello rovere naturale termico, acciaio e linoleum. Boiserie Open e mensola Bridge in laccato metallico bronzo, mensole Open in anodizzato moka con luce a led integrata. Porte Pivot Plus in vetro riflettente fumé con telaio e maniglia Plus laccato opaco moka. Portale in laccato metallico bronzo e stipite laccato opaco bronzo.

This and previous pages: central island with goldenox bronze steel doors, snack with chamfered edge and Bold top in mat natural composite stone Sky Gold, channels anodized moka, plinth embossed lacquer moka. Inner drawers and pull-out storage baskets with new Wave equipment in solid thermic natural oak, steel and linoleum. Equipped island with Deep Shaker Plain channel, anodized moka structure and accessories in PaperStone® nero. Sail hood customized by Poliform in mat black painted steel and lighted bar. Curve stools with black elm structure and non-removable cover in leather Suede 02 corda. In the centre, High tall units in solid fossil elm, anodized moka channels. Inner shelves in mat laminate touch nero with anodized frame nero and integrated LED light, drawers and pull-out storage baskets in brown painted steel. Wave equipment, for pull-out storage baskets, solid thermic natural oak, steel and linoleum. On the sides, High tall units in solid wood fossil elm, inner shelves in fumé glass with black anodized frame and integrated LED light. Open compartments, base units with glass door PR24 anodized moka and Trim fumé reflective glass, Worktop in Inalco MDi® nero. Inner structure in mat laminate touch nero, drawers and pull-out storage baskets in solid wood black ash with new Wave equipment in solid thermic natural oak, steel and linoleum. Open wall panelling and Bridge shelf in metallic lacquer bronzo, Open shelves anodized moka with integrated LED light. Pivot Plus doors in fumé reflective glass with mat lacquered moka frame and handle Plus. Portal in metallic lacquer bronzo and Jamb in mat lacquer bronzo.



**ARTEX PRO**  
Design R&D Poliform

**Piano snack**

Piano cucina con bordo rastremato, spessore mm 50, sporgenza a sbalzo.

**Wave**

Nuova attrezzatura per cassetti ed estrattori in massello rovere naturale termico. Accessori in tinta (basi porta coltelli, porta spezie, porta mattarello) o in acciaio (vaschette disponibili in diverse dimensioni).

**Finiture**

Acciaio goldenox bronze.  
Massello olmo fossile.  
Vetro riflettente fumé Trim.

**Snack top**

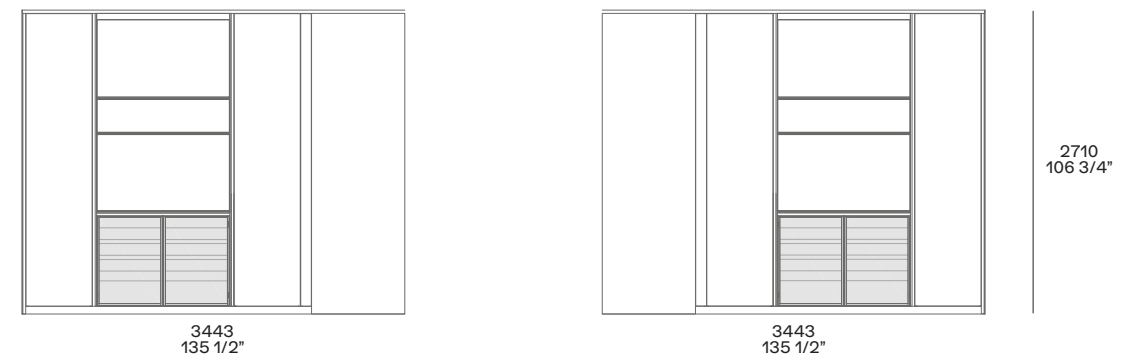
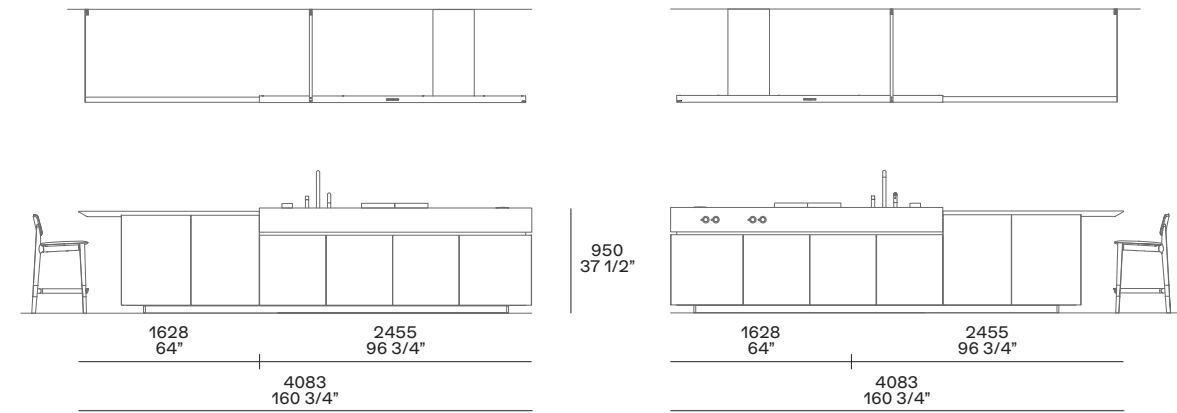
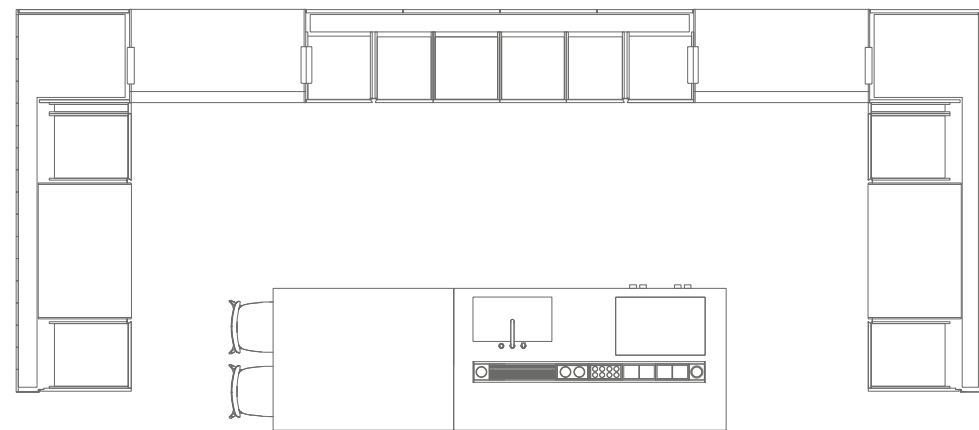
Worktop with tapered edge thickness mm 50, cantilevered projection.

**Wave**

New equipment for drawers and pull-out baskets in solid thermic natural oak. Matching accessories (knife holder bases, spice holders, rolling pin holders) or in steel (trays available in different sizes).

**Finishings**

Goldenox bronze steel.  
Solid fossil elm.  
Reflective fumé glass Trim.



acciaio goldenox bronze  
goldenox bronze steel



massello olmo fossile  
solid fossil elm




fumé Trim  
vetro riflettente  
reflecting glass



# CODE DAY SYSTEM

Code è un sistema trasversale composto di boiserie, contenitori sospesi, mensole e madie, concepito per il living ma facilmente integrabile nella zona notte. L'elemento nuovo è il portale TV, creato abbinando i moduli Code a un pannello centrale a muro, da personalizzare nelle finiture di Code o in tessuto, in continuità con la boiserie.

Code is a versatile system composed of boiserie, storage units, shelves and sideboards, designed for the living room but which can also be easily integrated into the bedrooms. The new element is the TV-portal, created by combining Code modules with a central wall panel, to be customized in Code finishes or in fabric, matching the boiserie.





Nelle pagine precedenti: composizione sospesa Code, contenitori a giorno con struttura e ripiani in laccato opaco bronzo, schienali in tessuto Mesh bronzo, luce a led integrata. Contenitori con ante a listelli Tape in olmo nero e vetro trasparente, telaio e maniglia in ardesia opaco, struttura interna in olmo nero, schienali in tessuto Mesh bronzo e cassettiere in olmo nero con top in marmo sahara noir levigato, ripiani in vetro trasparente, luce a led integrata. Portale TV in olmo nero con fianchi in laccato metallico bronzo. Top retroilluminato e fianchi in laccato metallico bronzo.

Previous pages: wall mounted Code composition, open storage units with structure and shelves in mat lacquer bronzo, backs in fabric Mesh bronzo, integrated led light. Storage units with Tape slatted doors in black elm and transparent glass, mat ardesia frame and handle, inner structure in black elm, backs in fabric Mesh bronzo and chests of drawers in black elm with top in mat sahara noir marble top, transparent glass shelves, integrated led light. TV portal in black elm with sides in metallic lacquer bronzo. Backlit top and sides in metallic lacquer bronzo.

## CODE

Design R&D Poliform

### Contenitori Living a giorno

Struttura e ripiani: laccato opaco bronzo.  
Schienali: tessuto Mesh bronzo.  
Luce a led integrata.

### Contenitori Living con ante Tape

Struttura: olmo nero.  
Schienali: tessuto Mesh bronzo.  
Ripiani: vetro trasparente.  
Cassettiere: olmo nero, top marmo sahara noir levigato. Luce a led integrata.  
Ante a listelli Tape: olmo nero e vetro trasparente, telaio e maniglia ardesia opaco.

### Portale TV

Piano inferiore, schienale e piano superiore retroilluminato: olmo nero, piani spessore 50.  
Disponibile in due dimensioni: l 1800, 2200.

Fianchi laterali: laccato metallico bronzo.  
Top retroilluminato: laccato metallico bronzo.

### Open storage units Living

Structure and shelves: mat lacquer bronzo.  
Backs: fabric Mesh bronzo.  
Integrated led light.


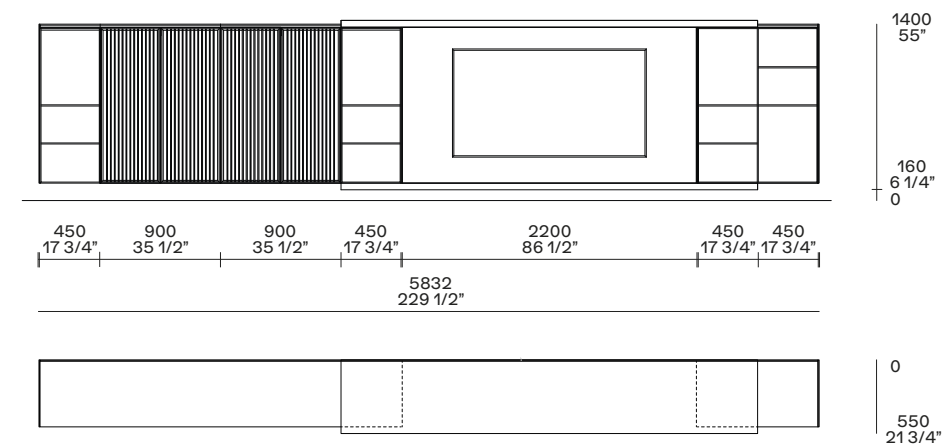
### Storage units Living with Tape doors

Structure: black elm.  
Backs: fabric Mesh bronzo.  
Shelves: transparent glass.  
Chests of drawers: black elm, mat sahara noir marble top. Integrated led light.  
Tape slatted doors: black elm and transparent glass, mat ardesia frame and handle.

### TV portal

Lower shelf, back and upper backlit shelf: black elm, shelves thickness 2".  
Available in two dimensions: w 70 3/4", 86 1/2".

Lateral sides: metallic lacquer bronzo.  
Backlit top: metallic lacquer bronzo.



23 bronzo  
laccato opaco - mat  
lacquer



mesh bronzo  
tessuto - fabric




23 bronzo  
laccato metallico  
metallic lacquer


● news



olmo nero  
black elm



1000 vetro trasparente  
transparent glass



ardesia opaco  
mat ardesia




sahara noir  
marmo levigato - mat  
marble

# WALL SYSTEM

Wall System è un sistema giorno eccezionalmente versatile, un programma d'arredo in costante evoluzione. Per rispondere alle esigenze dell'interior design contemporaneo, Wall System si arricchisce di nuovi elementi. Quanto alle finiture, la novità più rilevante è la possibilità di rivestire gli schienali e il retro degli elementi in tessuto, creando continuità visiva con la boiserie, in una perfetta integrazione tra Wall System e il sistema Architectural.


Wall System is an exceptionally versatile day system, a constantly evolving furnishing concept, enriched with new elements to meet the needs of contemporary interior design. As for finishes, the most relevant innovation is the possibility of covering the backrests and the back of the textile elements, creating visual continuity with the boiserie, seamlessly integrating the Wall System with the Architectural system.





Nelle pagine precedenti: composizione Wall System, al centro, struttura, schienali e ripiani in olmo nero, cassettiere in olmo nero con interno in nobilitato ardesia e tecnocover Grain 07 roccia. A sinistra e a destra, struttura in olmo nero, ripiani in olmo nero con luce a led integrata, griglie in laccato metallico bronzo e schienali in olmo nero; mensole in laccato metallico bronzo con luce a led integrata e schienali in tessuto Mesh bronzo. Porte Pivot Side in vetro Rain écru con telaio e maniglia Side laccato opaco bronzo. Portale in laccato metallico bronzo e stipite ardesia opaco. In questa pagina e nella successiva: composizione Wall System, a sinistra e a destra, struttura, ripiani e schienali in olmo nero, luce a led integrata; mensole in olmo nero con luce a led integrata e schienali in tessuto Mesh peltro. Contenitori con ante a ribalta in olmo nero con top in marmo zecevo levigato. Sistema interparete Link con apertura rototraslante, pannelli in vetro bronzato con telaio e maniglia Plus champagne opaco, binario champagne opaco.

Previous pages: Wall System composition, in the middle, structure, backs and shelves in black elm, chests of drawers in black elm with ardesia melamine interior and tecnocover Grain 07 roccia. To the left and to the right, structure in black elm, shelves in black elm with integrated led light, grids in metallic lacquer bronzo and black elm backs; shelves in metallic lacquer bronzo with integrated led light and backs in fabric Mesh bronzo. Pivot Side doors in glass Rain écru with bronzo mat lacquered frame and Side handle. Portal in metallic lacquer bronzo and mat ardesia jamb. This and next page: Wall System composition, to the left and to the right, structure, shelves and backs in black elm, integrated led light; black elm shelves with integrated led light and backs in fabric Mesh peltro. Storage units with flap doors in black elm with top in mat zecevo marble. Link partition system with rototranslating opening, panels in bronzed glass with mat champagne frame and Plus handle, mat champagne track.







## WALL SYSTEM

Design R&D Poliform

Struttura: olmo nero.  
Schienali: olmo nero e tessuto Mesh bronzo.  
Ripiani: olmo nero.  
Griglie: laccato metallico bronzo.  
Cassettiere: olmo nero, interno nobilitato ardesia e tecnocover Grain 07 roccia.  
Mensole: laccato metallico bronzo, spessore 8.  
Luce a led integrata.


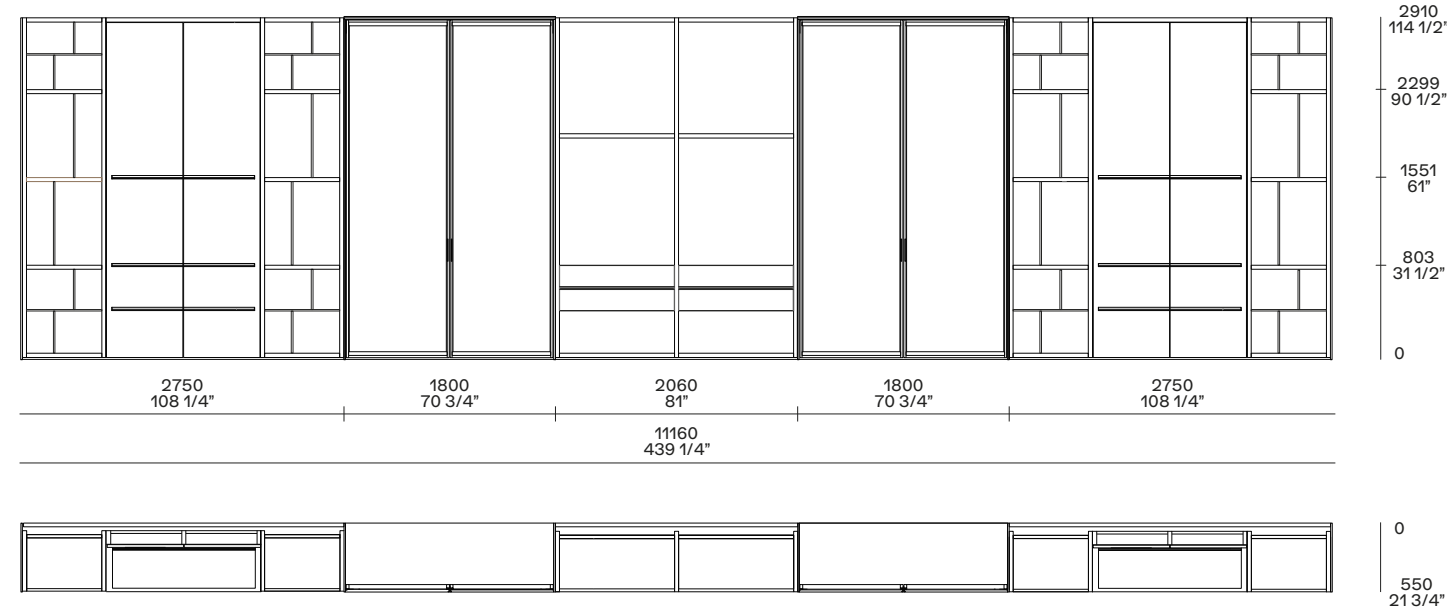
Structure: black elm.  
Backs: black elm and fabric Mesh bronzo.  
Shelves: black elm.  
Grids: metallic lacquer bronzo.  
Chests of drawers: black elm, ardesia melamine interior and tecnocover Grain 07 roccia  
Shelves: metallic lacquer bronzo, thickness 1/4".  
Integrated led light.

### Porte Pivot Side

Portale: laccato metallico bronzo.  
Stipite: ardesia opaco.  
Porta Side: vetro Rain écru, telaio laccato opaco bronzo.  
Maniglia Side: laccato opaco bronzo.

### Pivot Side doors

Portal: metallic lacquer bronzo.  
Jamb: mat ardesia.  
Side door: glass Rain écru, mat lacquer bronzo frame.  
Side handle: mat lacquer bronzo.



Struttura: olmo nero.  
Schienali: olmo nero e tessuto Mesh peltro.  
Ripiani: olmo nero.  
Contenitori: ante a ribalta olmo nero, top marmo zecevo levigato.  
Mensole: olmo nero, spessore 8.  
Luce a led integrata.


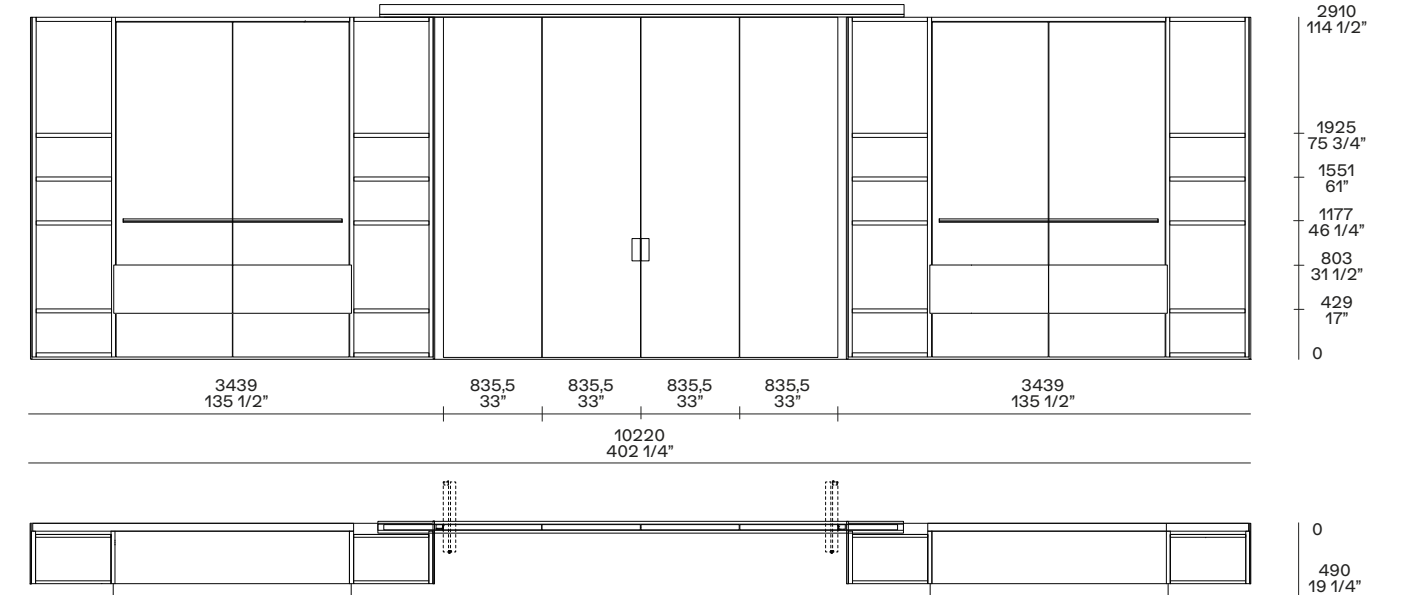
Structure: black elm.  
Backs: black elm and fabric Mesh peltro.  
Shelves: black elm.  
Storage units: black elm flap doors, mat zecevo marble top.  
Shelves: black elm, thickness 1/4".  
Integrated led light.

### Link sistema interparete

Apertura rototraslante doppia, due ante.  
Pannelli: vetro bronzato con telaio champagne.  
Maniglia Plus: champagne opaco.  
Binario: champagne opaco.

### Link partition wall system

Double rototranslating opening, two doors.  
Panels: bronzed glass with mat champagne frame.  
Plus handle: mat champagne  
Track: mat champagne.





# TRACE CARPET

Il tappeto Trace, in misto lana e seta di bambù, è prodotto con la tecnica del telaio a licci jacquard. Dall'alternanza tra loop bouclé della base e vello pettinato della seta nasce il particolare disegno, disponibile in due colori.

The Trace carpet, made from a blend of wool and bamboo silk, is produced using Jacquard weaving. The distinctive pattern, available in two colors, comes from the alternation of the loop boucle of the base and the combed silk fleece.





## TRACE

Design R&D Poliform

Prodotto a mano con tecnica handloom jacquard.  
Vello in lana himalayana e seta di bambù.  
Dimensioni mm: rettangolare 1700×2400  
2300×3000 - 3000×4000  
quadrato 3000×3000 - rotondo Ø 2500.


Handmade with the jacquard handloom technique.  
Pile in Hymalayan wool and bamboo silk.  
Dimensions inches: rectangular  
67"x94 1/2" - 90 1/2"x118" - 118"x157 1/2"  
square 118"x118" - round Ø 98 1/2".



White



Écru





# NEW INDOOR FABRICS


Poliform invita a interpretare il rivestimento come possibilità estetica e veicolo di sensazioni visive e tattili. Per gusto, cromie e matericità, la collezione 2024 si ispira al mondo della moda. Ai tessuti bouclé d'ispirazione haute couture si affiancano tessuti morbidi e piacevoli al tatto, con vello pettinato o dall'effetto teddy, di grande impatto visivo. Anche le pelli, nelle due versioni scamosciata e pieno fiore, sono equiparabili per look, mano e performance alle pelli abitualmente destinate al mondo moda. Sempre coerente ai prodotti presentati, la ricerca sulle finiture si conferma dunque centrale, in linea con un'idea di lifestyle che fa della qualità dell'esperienza, anche tattile, il suo punto di forza.

Poliform invites to interpret upholstery as an aesthetic possibility and a vehicle for visual and tactile sensations. In terms of style, colour palette and materiality, the 2024 collection draws inspiration from the world of fashion. Visually stunning haute couture-inspired boucle fabrics coexist with soft fabrics, combed or teddy fleece, that are pleasant to the touch. Even the suede and full-grain leathers are comparable in look, workmanship and performance to the leathers usually reserved for the fashion world. Consistently with all the products on offer, the research on finishes remains central, in line with a lifestyle concept that puts quality of experience, including tactile experience, front and center.



NUOVI TESSUTI INDOOR  
NEW INDOOR FABRICS

**Altair**  
fabric cat. e




01 avorio 02 corda 03 tortora 04 perla 05 argento 06 senape



07 cognac 08 oliva 09 nero 10 avio 11 lime

**Mizar**  
fabric cat. e



01 avorio 02 corda 03 cognac 04 fango 05 visone 06 danubio




07 polvere 08 pepe 09 nero

**Hamal**  
fabric cat. g




01 panna 02 tortora 03 cammello 04 nero

**Mintaka**  
fabric cat. m



01 bruciato 02 sabbia 03 pepe

**Shedir**  
fabric cat. e




01 avorio 02 burro 03 perla 04 visone 06 oliva 05 nero

**Pelle Suede**  
leather cat. x



01 avorio 02 corda 03 mastice 04 camoscio 05 cammello 06 oliva



07 grafite

**Pelle Natural**  
leather cat. y



01 crema 02 beige 03 lino 04 fango 05 cognac 06 naturale



07 senape 08 oliva 09 visone 10 nero



SOFA COMPOSITIONS

ERNEST COMPOSITION 01	270
ERNEST COMPOSITION 02	274
ERNEST COMPOSITION 03	278
ERNEST COMPOSITION 04	282
ERNEST COMPOSITION 05	286
ERNEST COMPOSITION 06	290
ERNEST COMPOSITION 07	294
ERNEST COMPOSITION 08	298
ERNEST COMPOSITION 09	302
ERNEST COMPOSITION 10	306
ORBIS COMPOSITION 01	310
ORBIS COMPOSITION 02	314
ORBIS COMPOSITION 03	318



COMPOSITION 01

**1 Ernest divano**  
 Rivestimento in tessuto sfoderabile  
 Shedir 06 oliva.  
 Tavolino retrodivano in olmo nero.  
 Composizione l 3700 p 1010-1750

**2 Ernest poltrona**  
 Rivestimento in pelle sfoderabile  
 Natural 10 nero.  
 l 1000 p 1010 h 670

**3 Ernest tavolini**  
 Piano e gambe in laccato lucido moka.  
 1200x900 h 300  
 Ø 600 h 400  
 Piano e gambe in olmo nero.  
 1200x700 h 300

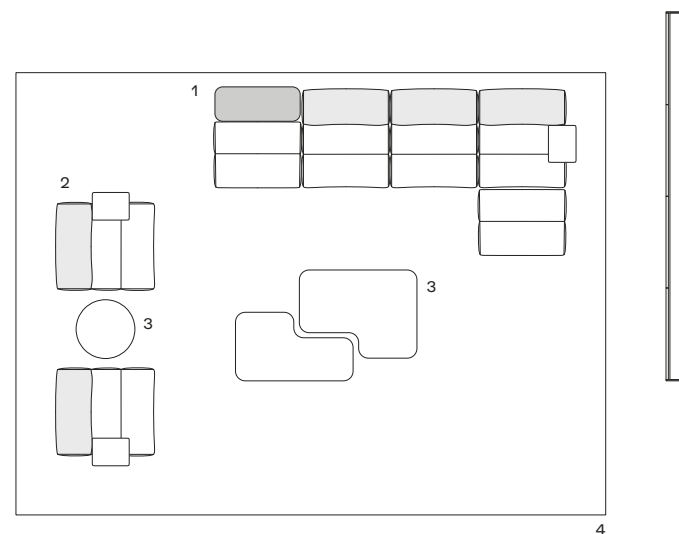
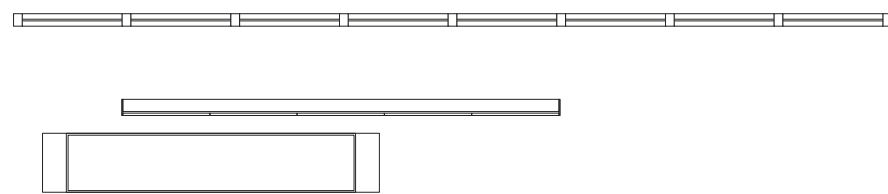
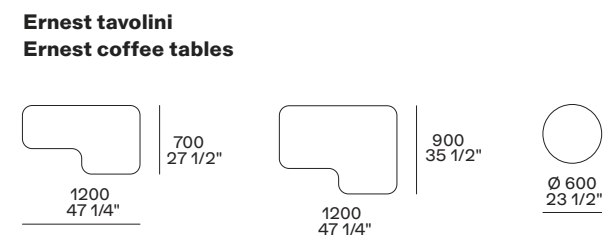
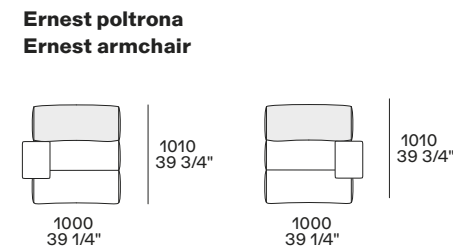
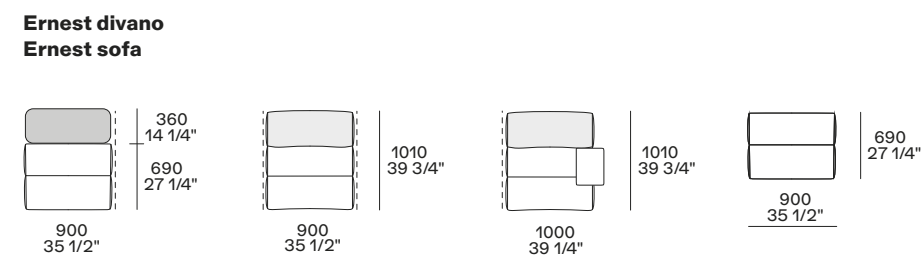
**4 Trace tappeto**  
 Colore white.  
 Dimensioni su misura 6000x4500

**1 Ernest sofa**  
 Cover in removable fabric Shedir  
 06 oliva.  
 Behind sofa coffee table in black elm.  
 Composition w 145 3/4" d 39 3/4"-69"

**2 Ernest armchair**  
 Cover in removable leather Natural  
 10 nero.  
 w 39 1/4" d 39 3/4" h 26 1/4"

**3 Ernest coffee tables**  
 Top and legs in moka glossy lacquer.  
 47 1/4"x35 1/2" h 11 3/4"  
 Ø 23 1/2" h 15 3/4"  
 Top and legs in black elm.  
 47 1/4"x27 1/2" h 11 3/4"

**4 Trace carpet**  
 Colour white.  
 Customized sizes 236 1/4"x177 1/4"



Display 30 mq-sqm





COMPOSITION 02

**1 Ernest divano ad angolo**

Rivestimento in tessuto sfoderabile Shedir 01 avorio.  
Tavolino ad angolo in marmo travertino titanium levigato.  
Composizione l 3710 p 2910

**1 Ernest corner sofa**

Cover in removable fabric Shedir 01 avorio.  
Corner coffee table in mat marble travertino titanium.  
Composition w 146" d 114 1/2"

**2 Ernest divano**

Rivestimento in pelle sfoderabile Nabuk 02 tortora.  
Composizione l 1900 p 1010

**2 Ernest sofa**

Cover in removable leather Nabuk 02 tortora.  
Composition w 74 3/4" d 39 3/4"

**3 Ernest tavolini**

Piano e gambe in laccato lucido granata.  
1200x700 h 300  
1200x900 h 300  
Piano e gambe in marmo travertino titanium levigato.  
Ø 600 h 400

**3 Ernest coffee tables**

Top and legs in granata glossy lacquer.  
47 1/4"x27 1/2" h 11 3/4"  
47 1/4"x35 1/2" h 11 3/4"  
Top and legs in mat marble travertino titanium.  
Ø 23 1/2" h 15 3/4"

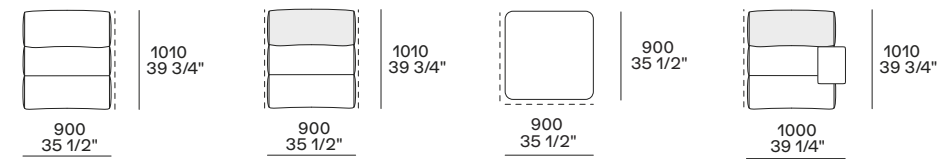
**4 Trace tappeto**

Colore écru.  
Dimensioni su misura 6000x4000

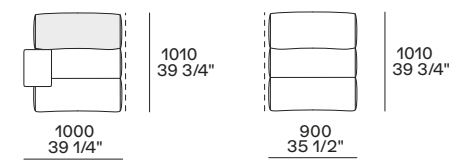
**4 Trace carpet**

Colour ecru.  
Customized sizes 236 1/4"x157 1/2"

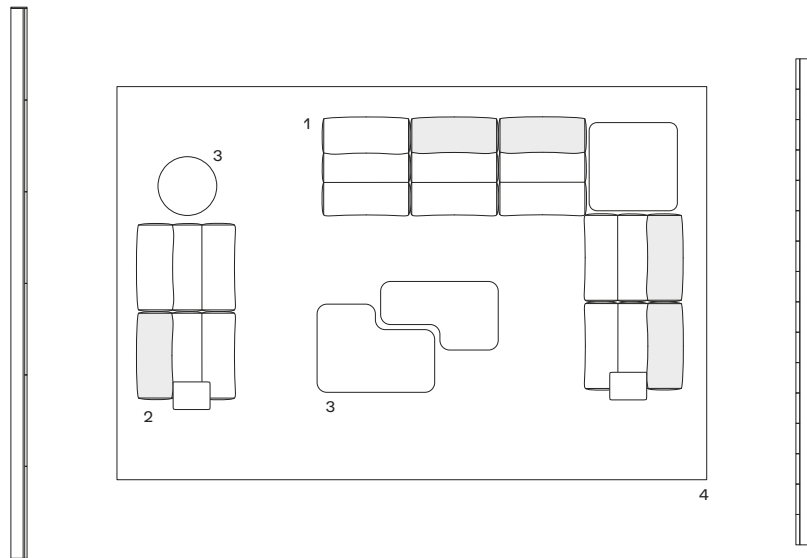
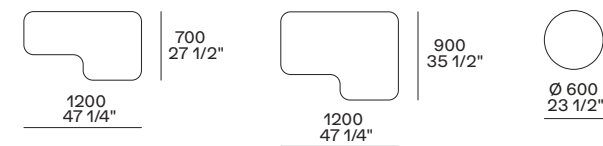
**Ernest divano ad angolo  
Ernest corner sofa**




**Ernest divano  
Ernest sofa**



**Ernest tavolini  
Ernest coffee tables**




Display 25 mq-sqm



shedir 01 avorio  
tessuto - fabric



nabuk 02 tortora  
pelle - leather



travertino titanium  
marmo levigato  
mat marble



87 granata  
laccato lucido - glossy  
lacquer



tappeto Trace écru  
carpet Trace ecru



COMPOSITION 03

**1 Ernest divano**

Rivestimento in tessuto sfoderabile Shedir 03 perla.  
Tavolino retrodivano in olmo nero.  
Composizione l 2800 p 1010

**2 Ernest poltrona**

Rivestimento in pelle sfoderabile Natural 04 fango.  
l 1000 p 1010 h 670

**3 Ernest tavolini**

Piano e gambe in marmo travertino titanium levigato.  
1200x700 h 300  
1200x900 h 300  
Piano e gambe in olmo nero.  
Ø 600 h 400

**4 Trace tappeto**

Colore écru.  
Dimensioni su misura 6000x4500

**1 Ernest sofa**

Cover in removable fabric Shedir 03 perla.  
Behind sofa coffee table in black elm.  
Composition w 110 1/4" d 39 3/4"

**2 Ernest armchair**

Cover in removable leather Natural 04 fango.  
w 39 1/4" d 39 3/4" h 26 1/4"

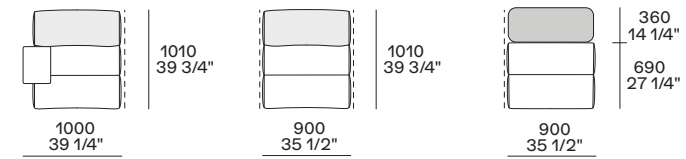
**3 Ernest coffee tables**

Top and legs in mat marble travertino titanium.  
47 1/4"x27 1/2" h 11 3/4"  
47 1/4"x35 1/2" h 11 3/4"  
Top and legs in black elm.  
Ø 23 1/2" h 15 3/4"

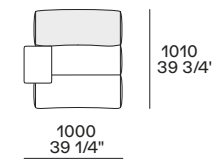
**4 Trace carpet**

Colour ecru.  
Customized sizes 236 1/4"x177 1/4"

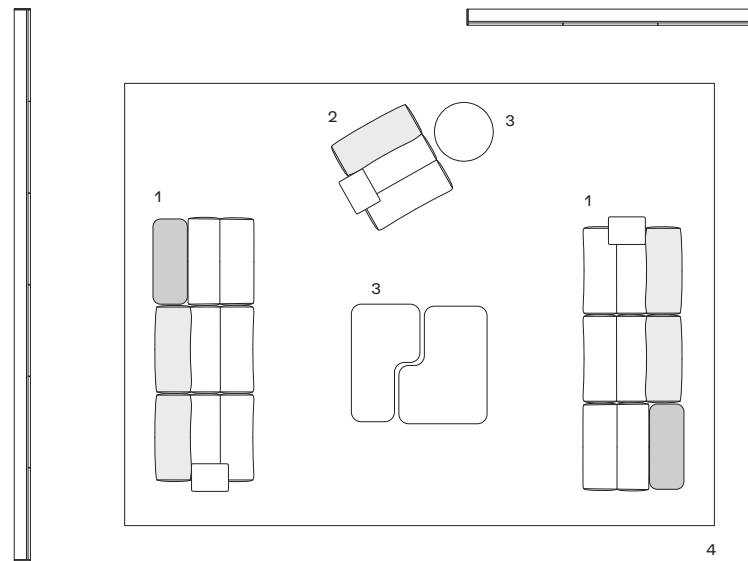

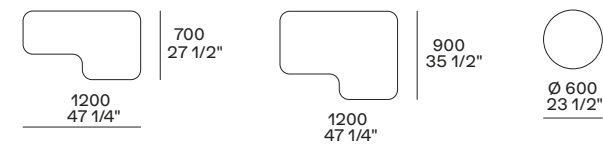
**Ernest divano  
Ernest sofa**




**Ernest poltrona  
Ernest armchair**



**Ernest tavolini  
Ernest coffee tables**




Display 30 mq-sqm



shedir 03 perla  
tessuto - fabric



olmo nero  
black elm



natural 04 fango  
pelle - leather



travertino titanium  
marmo levigato  
mat marble



tappeto Trace écru  
carpet Trace ecru





COMPOSITION 04

**1 Ernest divano**  
Rivestimento in velluto sfoderabile Glasgow 01 crema.  
Composizione l 2900 p 1010

**2 Ernest divano**  
Rivestimento in pelle sfoderabile Nabuk 01 latte.  
Composizione l 1900 p 1010

**3 Ernest chaise longue**  
Rivestimento in pelle sfoderabile Nabuk 01 latte.  
poltrona l 1000 p 1010 h 670  
pouf l 900 p 690 h 370

**4 Ernest tavolini**  
Piano e gambe in marmo travertino classico levigato.  
890x900 h 300  
Piano e gambe in olmo nero.  
Ø 600 h 400

**5 Trace tappeto**  
Colore white.  
Dimensioni su misura 6000x4500

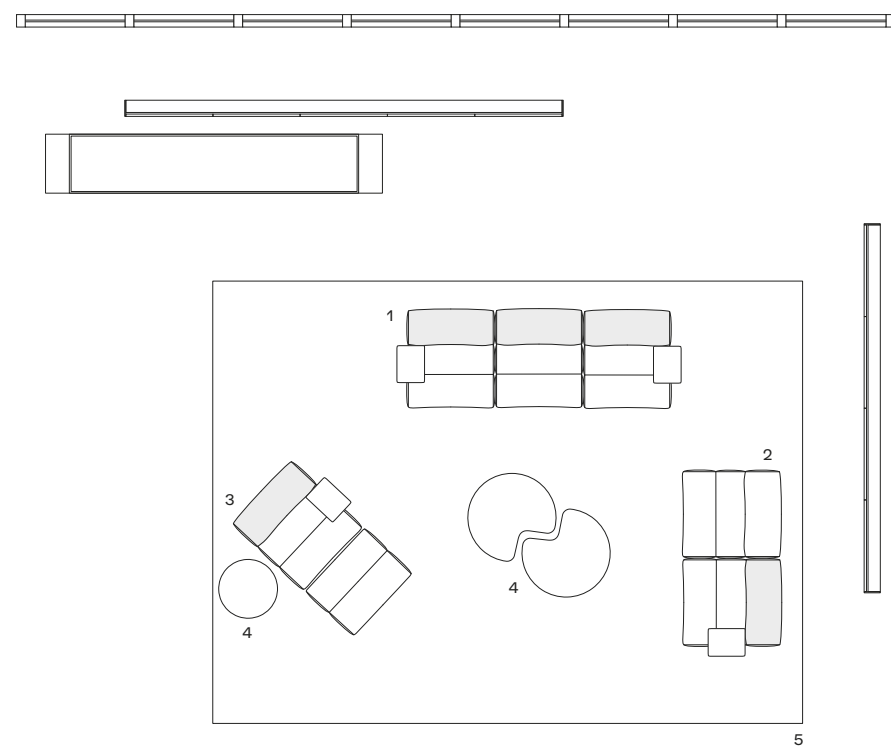
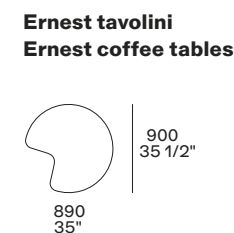
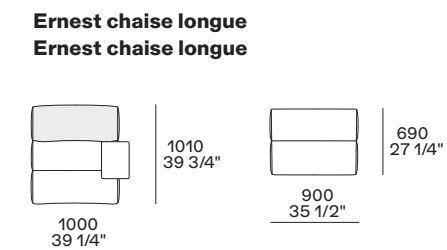
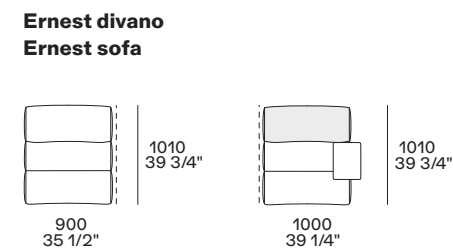
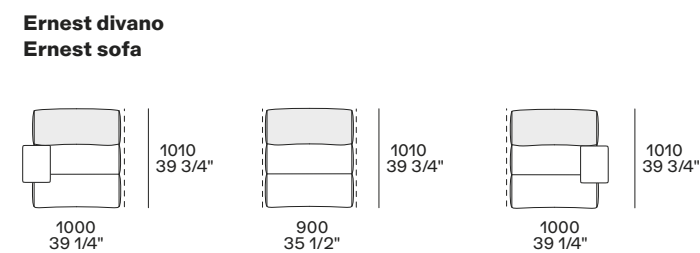
**1 Ernest sofa**  
Cover in removable velvet Glasgow 01 crema.  
Composition w 114 1/4" d 39 3/4"

**2 Ernest sofa**  
Cover in removable leather Nabuk 01 latte.  
Composition w 74 3/4" d 39 3/4"

**3 Ernest chaise longue**  
Cover in removable leather Nabuk 01 latte.  
armchair w 39 1/4" d 39 3/4" h 26 1/4"  
pouf w 35 1/2" d 27 1/4" h 14 1/2"

**4 Ernest coffee tables**  
Top and legs in mat marble travertino classico.  
35"x35 1/2" h 11 3/4"  
Top and legs in black elm.  
Ø 23 1/2" h 15 3/4"

**5 Trace carpet**  
Colour white.  
Customized sizes 236 1/4"x177 1/4"



Display 30 mq-sqm





COMPOSITION 05

**1 Ernest divano**

Rivestimento in pelle sfoderabile Natural 10 nero.  
Tavolino retrodivano in olmo nero.  
Composizione l 3770 p 1850

**2 Ernest tavolini**

Piano e gambe in marmo travertino titanium levigato.  
890x900 h 300  
Ø 600 h 400

**3 Trace tappeto**

Colore white.  
Dimensioni su misura Ø 5000

**1 Ernest sofa**

Cover in removable leather Natural 10 nero.  
Behind sofa coffee tables in black elm.  
Composition w 148 1/2" d 72 3/4"

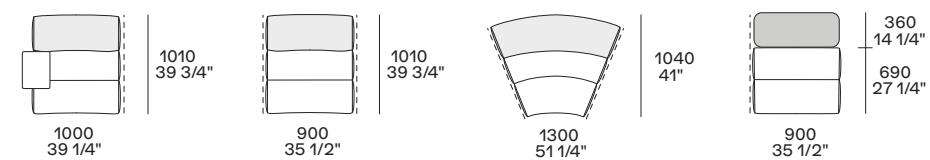
**2 Ernest coffee tables**

Top and legs in mat marble travertino titanium.  
35"x35 1/2" h 11 3/4"  
Ø 23 1/2" h 15 3/4"

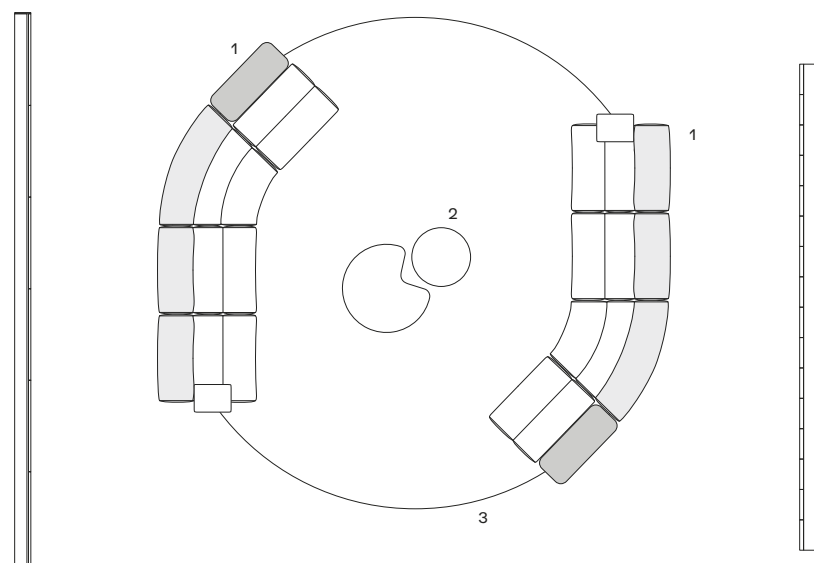
**3 Trace carpet**

Colour white.  
Customized sizes Ø 196 3/4"


**Ernest divano  
Ernest sofa**



**Ernest tavolini  
Ernest coffee tables**



Display 30 mq-sqm





COMPOSITION 06

**1 Ernest divano**

Rivestimento in pelle sfoderabile Natural 05 cognac.  
Tavolino terminale in olmo nero.  
Composizione l 4590 p 1850

**2 Ernest poltrona**

Rivestimento in tessuto sfoderabile Shedir 03 perla.  
l 1000. p 1010 h 670

**3 Ernest tavolini**

Piano e gambe in marmo travertino titanium levigato.  
890x900 h 300  
Ø 600 h 400  
Piano e gambe in olmo nero.  
Ø 600 h 400

**4 Trace tappeto**

Colore white.  
Dimensioni su misura Ø 5000

**1 Ernest sofa**

Cover in removable leather Natural 05 cognac.  
End coffee table in black elm.  
Composition w 180 3/4" d 72 3/4"

**2 Ernest armchair**

Cover in removable fabric Shedir 03 perla.  
w 39 1/4" d 39 3/4" h 26 1/4"

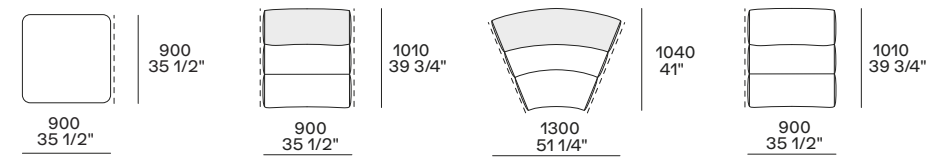
**3 Ernest coffee tables**

Top and legs in mat marble travertino titanium.  
35"x35 1/2" h 11 3/4"  
Ø 23 1/2" h 15 3/4"  
Top and legs in black elm.  
Ø 23 1/2" h 15 3/4"

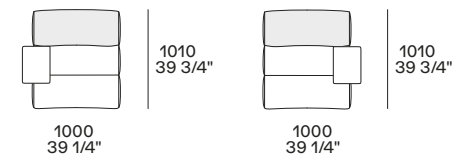
**4 Trace carpet**

Colour white.  
Customized sizes Ø 196 3/4"

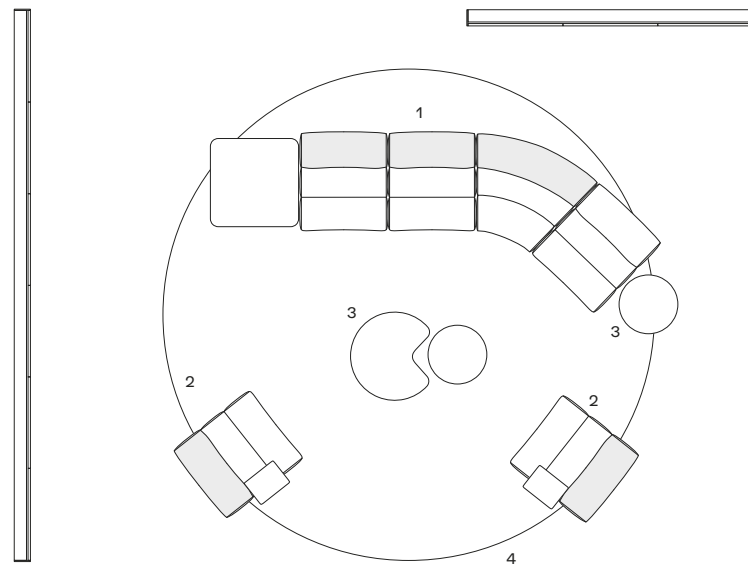
**Ernest divano  
Ernest sofa**



**Ernest poltrona  
Ernest armchair**



**Ernest tavolini  
Ernest coffee tables**



Display 30 mq-sqm





COMPOSITION 07

**1 Ernest divano**  
Rivestimento in tessuto sfoderabile  
Naxos 17 corda.  
Composizione l 4260 p 1210

**1 Ernest sofa**  
Cover in removable fabric Naxos  
17 corda.  
Composition w 167 3/4" d 47 3/4"

**2 Ernest chaise longue**  
Rivestimento in pelle sfoderabile  
Natural 07 senape.  
poltrona l 1000 p 1010 h 670  
pouf l 900 p 690 h 370

**2 Ernest chaise longue**  
Cover in removable leather Natural  
07 senape.  
armchair w 39 1/4" d 39 3/4" h 26 1/4"  
pouf w 35 1/2" d 27 1/4" h 14 1/2"

**3 Ernest pouf**  
Rivestimento in tessuto sfoderabile  
Naxos 17 corda.  
l 900 p 1010 h 370

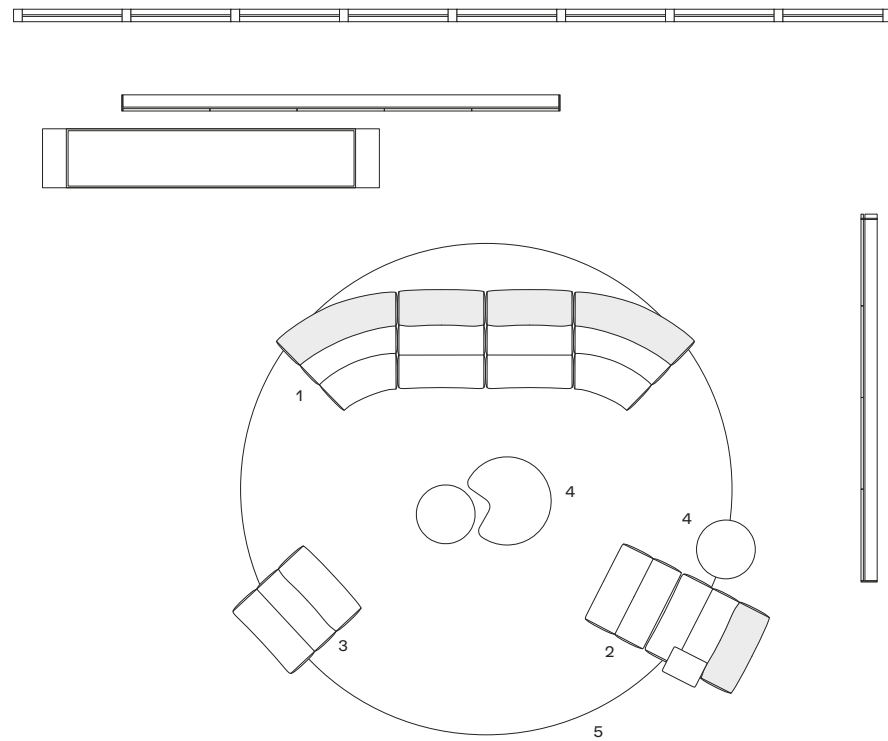
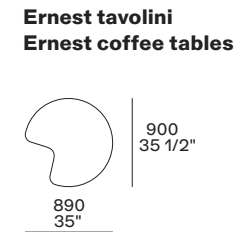
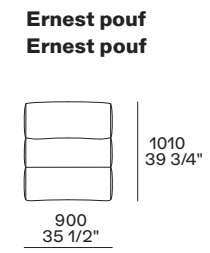
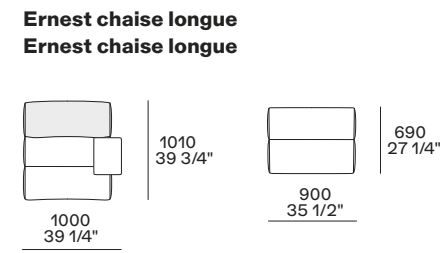
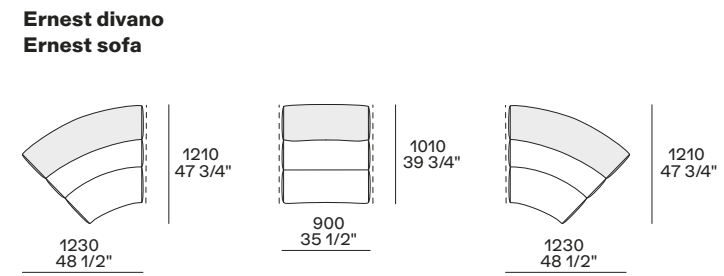
**3 Ernest pouf**  
Cover in removable fabric Naxos  
17 corda.  
w 35 1/2" d 39 3/4" h 14 1/2"

**4 Ernest tavolini**  
Piano e gambe in olmo nero.  
890x900 h 300  
Ø 600 h 400


**4 Ernest coffee tables**  
Top and legs in black elm.  
35"x35 1/2" h 11 3/4"  
Ø 23 1/2" h 15 3/4"

**5 Trace tappeto**  
Colore écru.  
Dimensioni su misura Ø 5000

**5 Trace carpet**  
Colour ecru.  
Customized sizes Ø 196 3/4"



Display 30 mq-sqm







COMPOSITION 08

**1 Ernest divano**  
 Rivestimento in tessuto sfoderabile  
 Yucon 27 tabacco.  
 Tavolino retrodivano in marmo levigato  
 travertino classico.  
 Composizione l 3800 p 1050

**2 Ernest poltrona**  
 Rivestimento in pelle sfoderabile  
 Natural 03 lino.  
 l 1000 p 1010 h 670

**3 Ernest tavolini**  
 Piano e gambe in olmo nero.  
 890x900 h 300  
 Ø 600 h 400

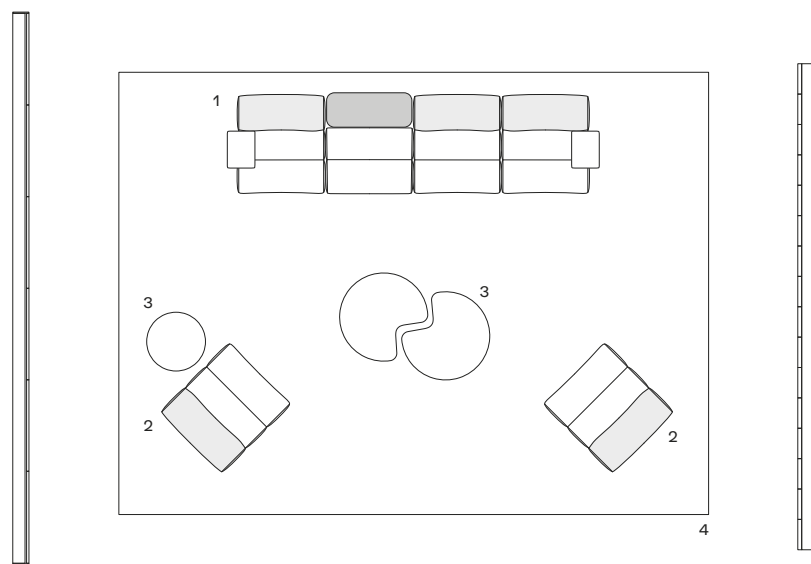
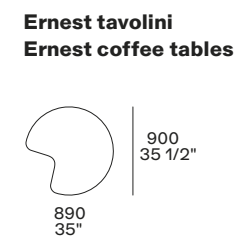
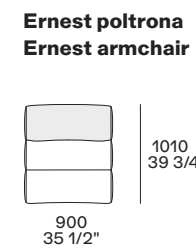
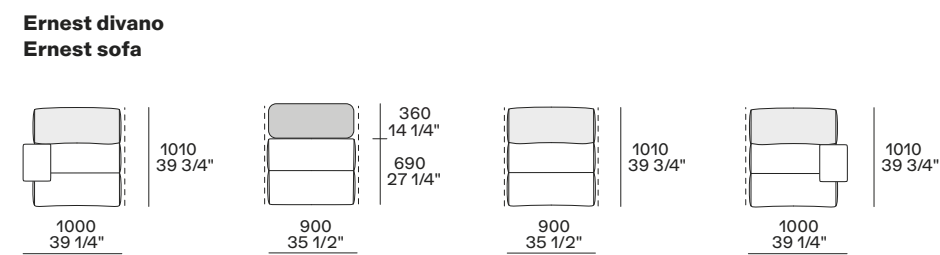
**4 Trace tappeto**  
 Colore écru.  
 Dimensioni su misura 6000x4500

**1 Ernest sofa**  
 Cover in removable fabric Yucon  
 27 tabacco.  
 Behind sofa coffee tables in mat marble  
 travertino classico.  
 Composition w 149 1/2" d 41 1/4"

**2 Ernest armchair**  
 Cover in removable leather Natural  
 03 lino.  
 w 39 1/4" d 39 3/4" h 26 1/4"

**3 Ernest coffee tables**  
 Top and legs in black elm.  
 35"x35 1/2" h 11 3/4"  
 Ø 23 1/2" h 15 3/4"

**4 Trace carpet**  
 Colour ecru.  
 Customized sizes 236 1/4"x177 1/4"



Display 30 mq-sqm





COMPOSITION 09

**1 Ernest divano**  
 Rivestimento in tessuto sfoderabile  
 Shedir 05 nero.  
 Tavolino retrodivano e tavolino terminale  
 in laccato lucido carbone.  
 Composizione l 4050 p 3650

**2 Ernest chaise longue**  
 Rivestimento in pelle sfoderabile  
 Natural 08 oliva.  
 poltrona l 1000 p 1010 h 670  
 pouf l 900 p 690 h 370

**3 Ernest tavolini**  
 Piano e gambe in marmo travertino  
 titanium levigato.  
 1200x700 h 300  
 1200x900 h 300  
 Ø 600 h 400

**4 Trace tappeto**  
 Colore white.  
 Dimensioni su misura 6500x4500

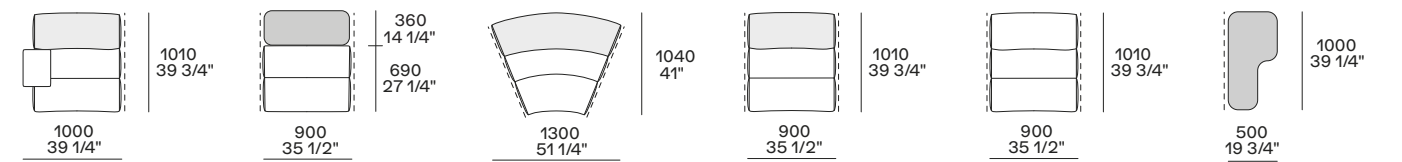
**1 Ernest sofa**  
 Cover in removable fabric Shedir  
 05 nero.  
 Behind sofa coffee table and end coffee  
 table in carbone glossy lacquer.  
 Composition w 159 1/2" d 143 3/4"

**2 Ernest chaise longue**  
 Cover in removable leather Natural  
 08 oliva.  
 armchair w 39 1/4" d 39 3/4" h 26 1/4"  
 pouf w 35 1/2" d 27 1/4" h 14 1/2"

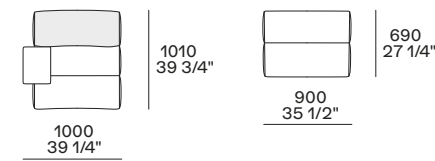
**3 Ernest coffee tables**  
 Top and legs in mat marble  
 travertino titanium.  
 47 1/4"x27 1/2" h 11 3/4"  
 47 1/4"x35 1/2" h 11 3/4"  
 Ø 23 1/2" h 15 3/4"

**4 Trace carpet**  
 Colour white.  
 Customized sizes 256"x177 1/4"

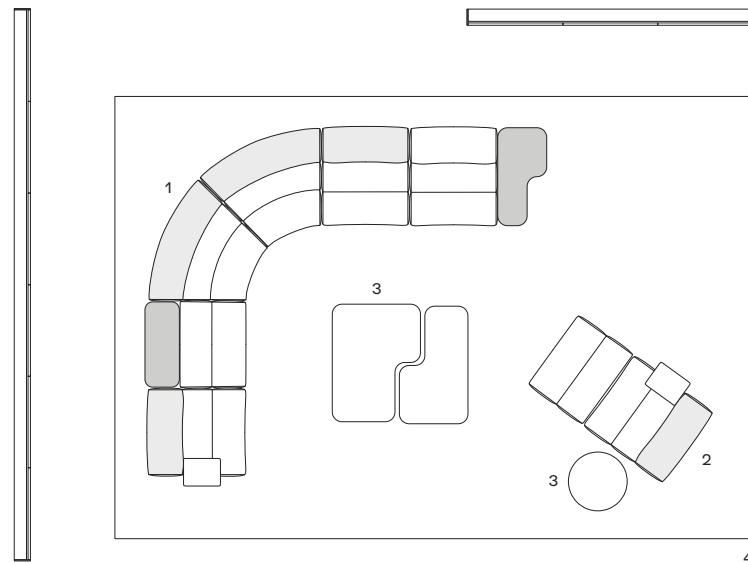
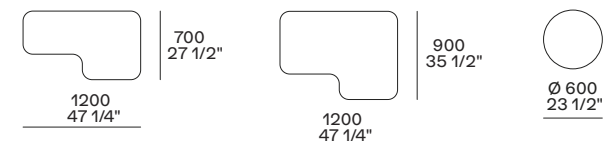
**Ernest divano  
 Ernest sofa**



**Ernest chaise longue  
 Ernest chaise longue**



**Ernest tavolini  
 Ernest coffee tables**




Display 30 mq-sqm



shedir 05 nero  
 tessuto - fabric




91 carbone  
 laccato lucido - glossy  
 lacquer



natural 08 oliva  
 pelle - leather



travertino titanium  
 marmo levigato  
 mat marble



tappeto Trace white  
 carpet Trace white



COMPOSITION 10

**1 Ernest divano**

Rivestimento in tessuto sfoderabile Shedir 06 oliva.  
Tavolino retrodivano in olmo nero.  
Composizione l 5500 p 1010-1750-2490

**2 Ernest tavolino**

Piano e gambe in marmo travertino titanium levigato.  
890x900 h 300

**3 Trace tappeto**

Colore écreu.  
Dimensioni su misura 6000x4500

**1 Ernest sofa**

Cover in removable fabric Shedir 06 oliva.  
Behind sofa coffee tables in black elm.  
Composition w 216 1/2" d 39 3/4"-69"-98"

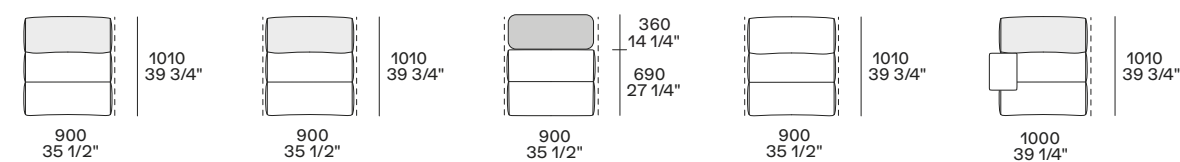
**2 Ernest coffee table**

Top and legs in mat marble travertino titanium.  
35"x35 1/2" h 11 3/4"

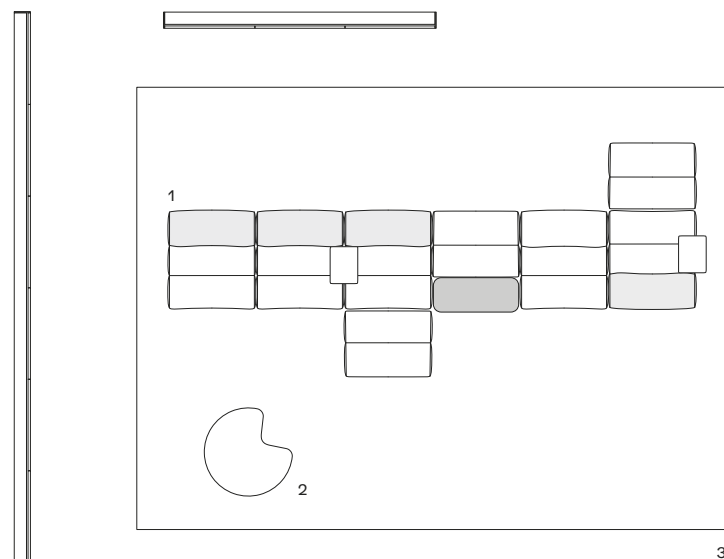
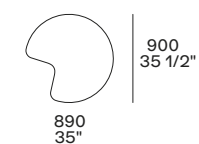
**3 Trace carpet**

Colour ecru.  
Customized sizes 236 1/4"x177 1/4"

**Ernest divano, composizione bifacciale  
Ernest sofa, double-sided composition**



**Ernest tavolino  
Ernest coffee table**




Display 30 mq-sqm



shedir 06 oliva  
tessuto - fabric



olmo nero  
black elm



travertino titanium  
marmo levigato  
mat marble



tappeto Trace écreu  
carpet Trace ecru



COMPOSITION 01

**1 Orbis divano**

Rivestimento in pelle sfoderabile Nabuk 02 tortora. Cuscini schienale in pelle sfoderabile Nabuk 02 tortora, cuscino opzionale in tessuto sfoderabile Altair 03 tortora.  
Piedini in metallo light sheer lucido.  
l 2220 p 1010 h 690-835

**1 Orbis sofa**

Cover in removable leather Nabuk 02 tortora. Back cushions in removable leather Nabuk 02 tortora, optional cushion in removable fabric Altair 03 tortora.  
Feet in glossy metal light sheer.  
w 87 1/4" d 39 3/4" h 27 1/4"-32 3/4"

**2 Orbis poltrona**

Rivestimento in tessuto sfoderabile Hamal 01 panna. Cuscino schienale in tessuto sfoderabile Hamal 01 panna.  
Piedini in metallo light sheer lucido.  
l 860 p 770 h 690

**2 Orbis armchair**

Cover in removable fabric Hamal 01 panna. Back cushion in removable fabric Hamal 01 panna.  
Feet in glossy metal light sheer.  
w 33 3/4" d 30 1/4" h 27 1/4"

**3 Strata tavolini**

Piano in marmo sahara noir levigato finitura poliesteri, gambe in olmo nero, olmo nero.  
1390x900 h 280  
Ø 1000 h 340  
Piano in vetrofusione fumé, gamba in olmo nero.  
Ø 470 h 485

**3 Strata coffee tables**

Top in mat marble sahara noir with polyester finish, legs in black elm.  
54 3/4"x35 1/2" h 11"  
Ø 39 1/4" h 13 1/2"  
Top in fumé fused glass, leg in black elm.  
Ø 18 1/2" h 19"

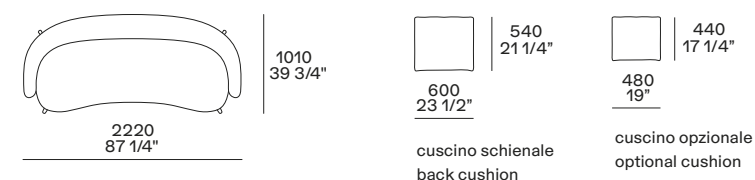
**4 Shindo tappeto**

Colore natural.  
Dimensioni su misura 6000x4000

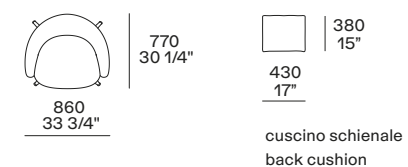
**4 Shindo carpet**

Colour natural.  
Customized sizes 236 1/4"x157 1/2"

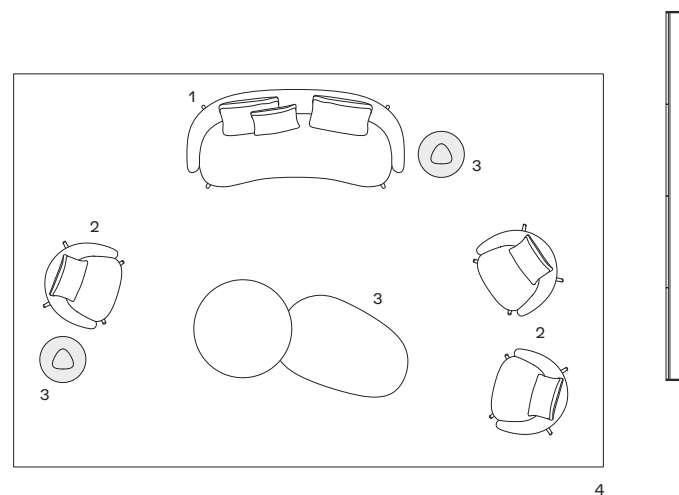
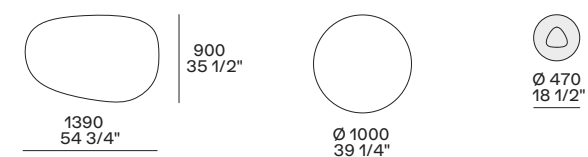
**Orbis divano  
Orbis sofa**



**Orbis poltrona  
Orbis armchair**



**Strata tavolini  
Strata coffee tables**



Display 25 mq-sqm







COMPOSITION 02

**1 Orbis divano inclinato**

Rivestimento in velluto sfoderabile Persia 1404 carbone. Cuscini schienale in velluto sfoderabile Persia 1404 carbone, cuscini opzionali in tessuto sfoderabile Mizar 04 fango.  
Piedini in metallo dark sheer lucido.  
l 2625 p 1450 h 690-835

**1 Orbis angled sofa**

Cover in removable velvet Persia 1404 carbone. Back cushions in removable velvet Persia 1404 carbone, optional cushions in removable fabric Mizar 04 fango.  
Feet in glossy metal dark sheer.  
w 103 1/2" d 57" h 27 1/4"-32 3/4"

**2 Orbis poltrona**

Rivestimento in pelle sfoderabile Suede 02 corda. Cuscino schienale in pelle sfoderabile Suede 02 corda.  
Piedini in metallo dark sheer lucido.  
l 860 p 770 h 690

**2 Orbis armchair**

Cover in removable leather Suede 02 corda. Back cushion in removable leather Suede 02 corda.  
Feet in glossy metal dark sheer.  
w 33 3/4" d 30 1/4" h 27 1/4"

**3 Strata tavolini**

Piano in vetrofusione bronzo, gambe in olmo nero.  
1390x900 h 280  
Piano e gamba in marmo travertino classico levigato.  
Ø 470 h 485

**3 Strata coffee tables**

Top in bronze fused glass, legs in black elm.  
54 3/4"x35 1/2" h 11"  
Top and leg in mat marble travertino classico.  
Ø 18 1/2" h 19"

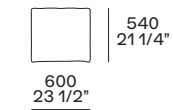
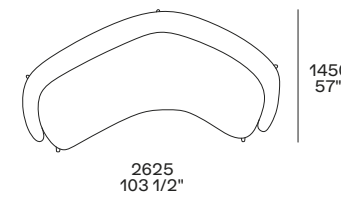
**4 Shindo tappeto**

Colore natural.  
Dimensioni su misura 6000x4000

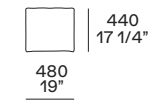
**4 Shindo carpet**

Colour natural.  
Customized sizes 236 1/4"x157 1/2"

**Orbis divano  
Orbis sofa**

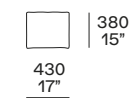
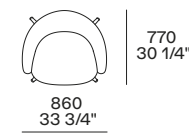


cuscino schienale  
back cushion



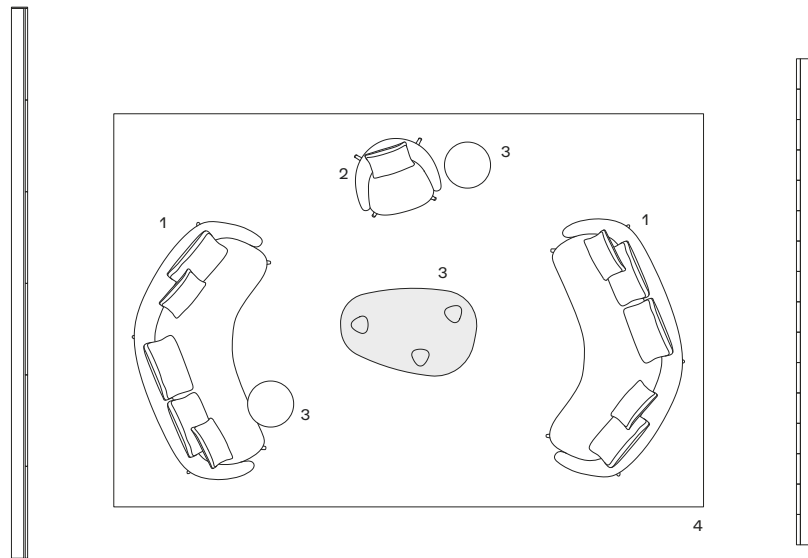
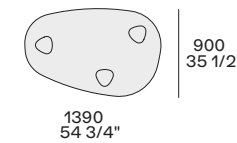
cuscino opzionale  
optional cushion

**Orbis poltrona  
Orbis armchair**




cuscino schienale  
back cushion


**Strata tavolini  
Strata coffee tables**




Display 25 mq-sqm



persia 1404 carbone  
velluto - velvet



mizar 04 fango  
tessuto - fabric




suede 02 corda  
pelle - leather



dark sheer lucido  
glossy dark sheer



vetrofusione fumé  
fumé fused glass



olmo nero  
black elm



travertino classico  
marmo levigato  
mat marble



tappeto Shindo natural  
carpet Shindo natural



COMPOSITION 03

**1 Orbis divano inclinato**

Rivestimento in tessuto sfoderabile Altair 10 avio. Cuscini schienale in tessuto sfoderabile Altair 10 avio, cuscini opzionali in velluto sfoderabile Persia 58 danubio.  
Piedini in metallo dark sheer opaco.  
l 2625 p 1450 h 690-835

**1 Orbis inclinato sofa**

Cover in removable fabric Altair 10 avio. Back cushions in removable fabric Altair 10 avio, optional cushions in removable velvet Persia 58 danubio.  
Feet in mat metal dark sheer.  
w 103 1/2" d 57" h 27 1/4"-32 3/4"

**2 Orbis poltrona**

Rivestimento in tessuto sfoderabile Mintaka 02 sabbia. Cuscino schienale in velluto sfoderabile Persia 03 perla.  
Piedini in metallo dark sheer opaco.  
l 860 p 770 h 690

**2 Orbis armchair**

Cover in removable fabric Mintaka 02 sabbia. Back cushion in removable velvet Persia 03 perla.  
Feet in mat metal dark sheer.  
w 33 3/4" d 30 1/4" h 27 1/4"

**3 Strata tavolini**

Piano e gambe in marmo travertino classico levigato.  
Ø 1000 h 340  
Ø 470 h 485  
Piano in vetrofusione bronzo, gamba in olmo nero.  
Ø 470 h 485

**3 Strata coffee tables**

Top and legs in mat marble travertino classico.  
Ø 39 1/4" h 13 1/2"  
Ø 18 1/2" h 19"  
Top in bronze fused glass, leg in black elm.  
Ø 18 1/2" h 19"

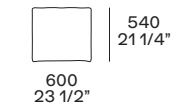
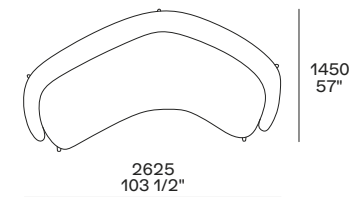
**4 Shindo tappeto**

Colore natural.  
Dimensioni su misura 5500x4500

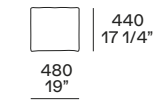
**4 Shindo carpet**

Colour natural.  
Customized sizes 216 1/2"x177 1/4"

**Orbis divano  
Orbis sofa**

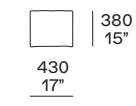
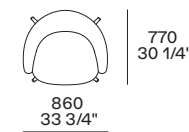


cuscino schienale  
back cushion



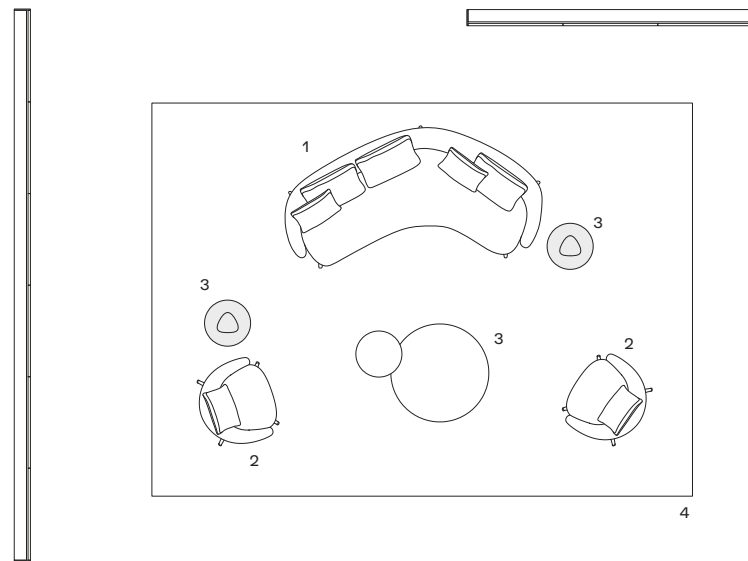
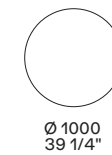
cuscino opzionale  
optional cushion

**Orbis poltrona  
Orbis armchair**




cuscino schienale  
back cushion

**Strata tavolini  
Strata coffee tables**




Display 25 mq-sqm




altair 10 avio  
tessuto - fabric



persia 58 danubio  
velluto - velvet



mintaka 02 sabbia  
tessuto - fabric




persia 03 perla  
velluto - velvet




dark sheer opaco  
mat dark sheer



travertino classico  
marmo levigato  
mat marble



vetrofusione bronzo  
bronze fused glass



olmo nero  
black elm



tappeto Shindo natural  
carpet Shindo natural



FINITURE INDOOR  
INDOOR FINISHINGS

**Laccato opaco**  
**Mat lacquer**



82 glacier white    01 bianco    35 canapa    26 corda    88 castoro    46 tortora



64 arena    89 roccia    48 visone    49 moka    04 grafite    91 carbone



60 ghiaccio    09 pioggia    78 ferro    83 ocra    85 caramello    liquirizia ●



92 vischio    87 granata    86 danubio    70 prussia    67 muschio



77 champagne    24 ottone    23 bronzo    90 piombo    02 ardesia    basalto ●

**Laccato lucido**  
**Glossy lacquer**



82 glacier white    01 bianco    35 canapa    26 corda    46 tortora    60 ghiaccio



48 visone    49 moka    83 ocra    85 caramello    liquirizia ●    87 granata

● news

**Essenza**  
**Wood**



rovere gold gold oak    rovere spessart spessart oak    noce c walnut c    olmo nero black elm    rovere bianco\* white oak ●

\* solo per struttura  
interna made Duke  
only for Duke  
sideboard internal  
structure

**Essenza Print**  
**Wood Print**



rovere gold print gold oak print    rovere spessart print spessart oak print    noce c print walnut c print    olmo nero print black elm print

**Laccato antigraffio**  
**Antiscratch lacquer**



01 bianco    35 canapa    04 grafite    91 carbone

**Laccato metallico**  
**Metallic lacquer**




23 bronzo    24 ottone    25 titanio    magnesio ●

FINITURE INDOOR  
INDOOR FINISHINGS

**Cuoio  
Hide**




**Tecnocover Grain  
Grain tecnocover**



**Tessuto  
Fabric**





**Inalco MDi®  
Inalco MDi®**





**Corda intrecciata  
Braided rope**



**Marmo levigato  
Mat marble**



**Marmo lucido  
Glossy marble**



**Gabbro  
Gabbro**



**Onice  
Onyx**




**Semiprezioso  
Semiprecious stone**



**Pietra spatolata  
Spatula-finish stone**



**Grès porcellanato lucido  
Glossy gres porcelain**



● news

FINITURE INDOOR  
INDOOR FINISHINGS

Tessuti  
Fabrics




caleo cat. b  
15 colori - colours



chios cat. b  
13 colori - colours



eraclea cat. b  
12 colori - colours



lima cat. c  
11 colori - colours



saviglia cat. c  
14 colori - colours



antea cat. d  
13 colori - colours



brest cat. g  
10 colori - colours



dundee cat. g  
6 colori - colours



glasgow cat. g  
6 colori - colours



hamal cat. g  
4 colori - colours



lero cat. g  
2 colori - colours



nancy cat. g  
6 colori - colours



corinto cat. d  
5 colori - colours



irati cat. d  
11 colori - colours



itaca cat. d  
10 colori - colours




kiala cat. d  
13 colori - colours



kushiro cat. d  
13 colori - colours



micene cat. d  
9 colori - colours



norwich cat. g  
8 colori - colours



sheffield cat. g  
9 colori - colours



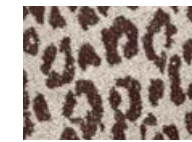
siro cat. g  
4 colori - colours



tebe cat. g  
11 colori - colours




janaky cat. m  
6 colori - colours



mintaka cat. m  
3 colori - colours



milos cat. d  
5 colori - colours




olimpia cat. d  
14 colori - colours



oxford cat. d  
8 colori - colours



rabat cat. d  
10 colori - colours



sendai cat. d  
5 colori - colours




sparta cat. d  
12 colori - colours



yushan cat. m  
6 colori - colours




gibson cat. z  
6 colori - colours



yukon cat. d  
20 colori - colours



agadir cat. e  
9 colori - colours



altair cat. e  
11 colori - colours



arcadia cat. e  
12 colori - colours



argo cat. e  
13 colori - colours



carson cat. e  
10 colori - colours



fushui cat. e  
10 colori - colours



hannover cat. e  
11 colori - colours




kitami cat. e  
12 colori - colours




komi cat. e  
11 colori - colours



mizar cat. e  
9 colori - colours



molai cat. e  
7 colori - colours



naxos cat. e  
11 colori - colours



nayoro cat. e  
10 colori - colours



orleans cat. e  
10 colori - colours



persia cat. e  
16 colori - colours



shedir cat. e  
6 colori - colours



skyros cat. e  
12 colori - colours

FINITURE INDOOR  
INDOOR FINISHINGS


**Pelle  
Leather**



spring cat. p  
13 colori - colours




colors cat. s  
25 colori - colours



silk cat. s  
13 colori - colours



silk intrecciata cat. s  
woven leather silk  
13 colori - colours



deep cat. x  
10 colori - colours



special cat. x  
21 colori - colours



suede cat. x  
7 colori - colours




nabuk cat. y  
10 colori - colours



nabuk intrecciata cat. y  
woven leather nabuk  
10 colori - colours



natural cat. y  
10 colori - colours



invecchiata cat. y  
6 colori - colours




soft cat. y  
14 colori - colours

**Pelliccia Cashmere  
Cashmere fur**



bianco



grigio



nero


**Pelle Hairy  
Hairy leather**



bianco/nero



cappuccino



nero

**Tecnocover Pixel  
Pixel tecnocover**

**Bordura gros-grain - filati  
Grosgrain border - yarns**



burro




perla



nuvola



cenere



sahara




terra



oliva



amaranto



tempesta



navy



acciaio



nero

**Provence coordinati letto  
Bed linen Provence**



01 bianco



02 panna



08 polvere




04 tortora



06 roccia



07 grafite




03 ghiaccio




FINITURE INDOOR  
INDOOR FINISHINGS

**Vetro  
Glass**



1000 trasparente  
transparent



2000 trasparente  
extrachiaro-transparent  
extralight




3051 bronzato  
bronzed



3050 fumé



2700 line



rain bianco



rain écru

**Vetro riflettente  
Reflecting glass**



5000 trasparente  
transparent



5010 blu



5051 bronzato  
bronzed



5059 fumé

**Vetro acidato  
Etched glass**



5380 acciaio



5323 bronzo



5325 titanio

**Vetro stratificato  
Stratified glass**




2C01 lino carbone  
linen carbone


**Vetro satinato  
Mat glass**



2301 bianco extrachiaro  
extralight bianco



2373 ghiaccio  
ghiaccio



1335 canapa



1364 arena



1304 grafite



1303 nero

**Vetro lucido  
Glossy glass**



2201 bianco extrachiaro  
extralight bianco



2273 ghiaccio



1235 canapa



1264 arena



1204 grafite




1203 nero



1259 bordeaux

**Specchio  
Mirror**



4000 bianco  
white



4051 bronzato  
bronzed

FINITURE INDOOR  
INDOOR FINISHINGS

**Nobilitato  
Melamine**



olmo  
elm



noce blond  
blond walnut



noce brown  
brown walnut



noce c  
walnut c



rovere tabacco  
tabacco oak



rovere spessart  
spessart oak



rovere cenere  
cenere oak



canvas beige



canvas grigio



silk canapa



silk grey



silk bronzo



club 01 bianco



skin  
27 colori laccato opaco  
27 mat lacquered colours



skin 94 latte  
laccato opaco  
mat lacquered




skin 97 elefante  
laccato opaco  
mat lacquered



skin 93 moro  
laccato opaco  
mat lacquered




skin 98 nocciola  
laccato opaco  
mat lacquered



basalto

**Nobilitato interno cassetti  
Melamine drawers structure**



basalto



ardesia



madras  
Quid sistema giorno -  
day system

**Metacrilato  
Methacrylate**



roller latte



roller ardesia

**Parti metalliche  
Metal parts**



brown nickel opaco  
mat brown nickel



brown nickel lucido  
glossy brown nickel



brown nickel satinato  
brushed brown nickel



champagne opaco  
mat champagne



champagne satinato  
brushed champagne



ardesia opaco  
mat ardesia



cromo satinato  
brushed chrome



cromo nero  
black chrome



cromo nero satinato  
brushed black chrome



bronzato  
bronzed



bronzo anticato  
antique bronze



brunito opaco  
mat brunito



spatolato ferro  
spatula-finish ferro



spatolato bronzo  
spatula-finish bronzo



oro lucido  
glossy gold



alluminio brill  
aluminium brill



light sheer opaco  
mat light sheer



light sheer lucido  
glossy light sheer



dark sheer opaco  
mat dark sheer



dark sheer lucido  
glossy dark sheer

**Poliform Spa**  
via Montesanto 28  
Casella postale n. 1  
22044 Inverigo (CO) Italy  
t +39 031 6951  
f +39 031 699444  
info@poliform.it  
poliform.it



2018 Adi Compasso D'oro  
Career Award

**Poliform realizza tutte le sue collezioni in Italia usando componenti e materie prime selezionate.**

**All the Poliform collections are manufactured 100% in Italy using top-class components and materials.**

Poliform si riserva il diritto di apportare, senza preavviso, ogni modifica mirata al miglioramento funzionale e qualitativo dei propri prodotti. Testi e disegni presenti in questo stampato hanno scopo divulgativo: per ogni aspetto tecnico e dimensionale fare riferimento ai listini aziendali e relativi aggiornamenti. I campioni di colori e materiali hanno valore indicativo.


Poliform reserves the rights at all time to apply modifications for the functional or qualitative improvement of its products. Texts and drawings present in this brochure have a divulgative purpose: for every technical and dimensional aspect please refer to the company's price lists and their relative updatings. The colour and material samples have an indicative value.

**Creative Direction**  
Apartamento Studios

**Graphic Design**  
Apartamento Studios

**Still Life Photography**  
Silvia Orlandi

1st edition April 2024  
cod. 136/R1/2024





TWO THOUSAND TWENTY FOUR