

KELLY

Emmanuel Gallina, 2015

Sorretto da una struttura in legno dalle linee curve e delicate, il letto Kelly si distingue per il particolare rivestimento del perimetro della base e per il disegno sinuoso e avvolgente della testata. La proposta comprende un comodino coordinato con cassetto e struttura in metallo.

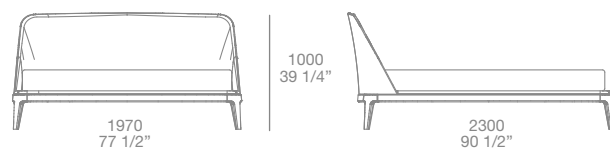


Finiture

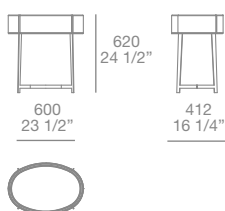
Giroletto e testata imbottite con rivestimento sfoderabile in tessuto e pelle. Cucitura normale doppia o cuciture a cordoncino con filato a 8 colori da campionario (escluso rivestimento velluto e pelle). Possibilità base con contenitore e rete ribaltabile.

Comodino. Struttura in laccato opaco colori, rovere spessart e olmo nero. Top in cuoio e laccato lucido colori. Basamento verniciato opaco piombo, verniciato opaco brown nickel e verniciato lucido brown nickel.

Dimensioni



Comodino



Poliform

KELLY

Emmanuel Gallina, 2015

Supported by a wooden structure with curved and delicate lines, Kelly stands out for the unique covering of its base perimeter and the sinuous, enveloping design of its headboard. The project is completed with a bedside table with drawer and a metal structure.

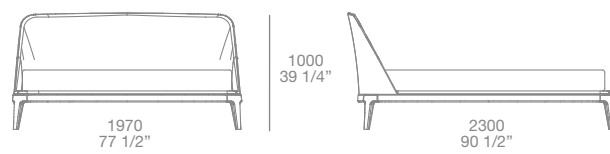


Finishing

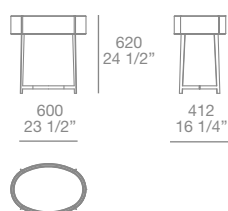
Bed frame in solid wood and by-products, finishings spessart oak and black elm. Inner bed frame in flexible polyurethane, covered in fabric and leather. Upholstered headboard in flexible polyurethane, precovering in polyester padding and final cover in fabric and leather. Headboard optional version in woven leather.

Bedside table. Structure in mat lacquered colours, spessart oak and black elm. Top in hide and glossy lacquered colours. Base metal painted piombo, mat and glossy brown nickel.

Dimensions



Bedside table



Poliform